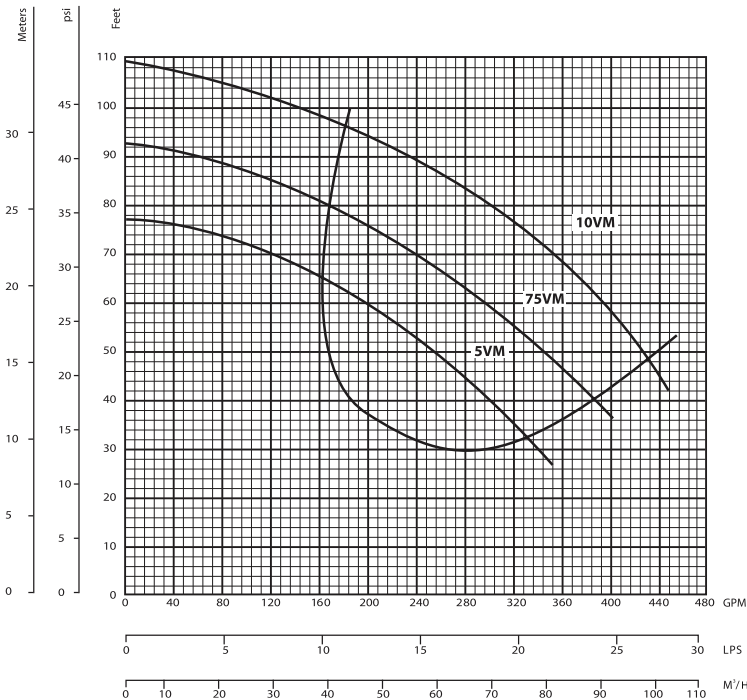


FEATURES

- Double-volute casing allows rapid air-separation and water circulation during the priming cycle, and reduces the radial thrust on the impeller.
- Closed Impeller is mounted on the motor shaft and requires no adjustment to maintain performance.
- Mechanical shaft seal requires no attention and is ideal for continuous operation without supervision.
- The pump is available in either IRON (Series VMC) or BRONZE (Series VMB) construction.
- Flanged 4" suction and 3" discharge connections.



PERFORMANCE CURVE:



ORDERING INFORMATION

Model CAST IRON	Model BRONZE	HP	Approx. Weight lbs. kg.	
5VMC-S2	5VMB-S2	5	210	95.3
75VMC-S2	75VMB-S2	7-1/2	230	104.3
10VMC-S2	10VMB-S2	10	240	108.9
5VMC-T	5VMB-T	5	190	86.2
75VMC-T	75VMB-T	7-1/2	210	95.3
10VMC-T	10VMB-T	10	240	108.9
5VMC-T5	5VMB-T5	5	190	86.2
75VMC-T5	75VMB-T5	7-1/2	210	95.3
10VMC-T5	10VMB-T5	10	240	108.9

Model S2= 230 volts, single phase
 Model T= 208-230/460 volts, 3 phase
 Model T5= 575 volts, 3 phase

PERFORMANCE DATA - 3450 RPM - 60 HERTZ

Pump Model		HP	KW	Flow (GPM)														Shut Off Head Feet
IRON	BRONZE			40	45	50	55	60	65	70	75	80	85	90	95	100		
5VMC	5VMB	5	3.73	315	295	270	245	220	185	130								77
75VMC	75VMB	7 1/2	5.59			365	345	320	295	270	245	195	145					92
10VMC	10VMB	10	7.46					400	380	360	355	330	295	250	210	170		109

VM SERIES Self-Priming Pumps



ENGINEERS' SPECIFICATIONS

The pumping unit shall consist of a self-priming, single-suction, centrifugal pump with built-on hair and lint strainer, close-coupled to an electric motor.

The pump case, hair and lint strainer, impeller, and pump-motor bracket shall be machined from iron (Series VMC) or bronze (Series VMB) castings.

The pump case shall be of double-volute design for self-priming action and for keeping unbalanced radial thrust to a minimum. The pump case shall carry the discharge flange, and shall be fitted with a renewable bronze wear ring, to provide a running fit with the eye of the impeller. The hair and lint strainer shall be bolted to the pump case, and shall carry the suction flange. The stainless steel strainer basket shall be fabricated from wound wedge wire screen with perforated sheet bottom plate, and shall have a capacity of 225 cu.in. (3687 cm³) with an open area equal to eight times that of a 4 in. (102 mm) suction pipe. The strainer cover shall be of the quick-release type, and shall have an O-ring gasket.

The impeller shall be of the closed type with external radial vanes for keeping the axial thrust to a minimum. It shall be keyed and locked directly to the motor shaft.

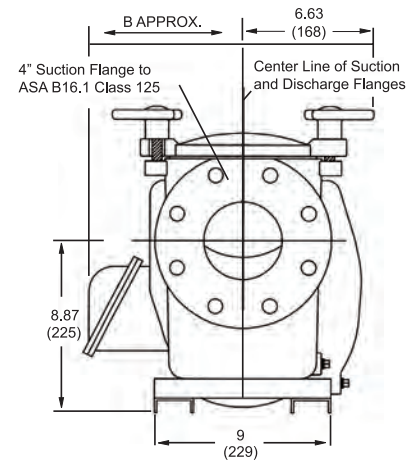
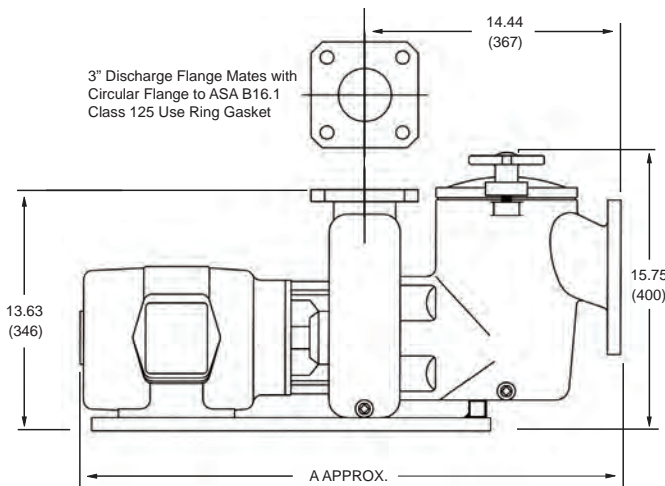
The pump-motor bracket shall incorporate the seal housing which shall have stationary diversion vanes to ensure a constant flow of fresh water past the seal. The 1.25 in. (32mm) dia. mechanical seal shall have stationary and rotating faces of ceramic and carbon respectively.

The motor shall be aH.P. (kW) close-coupled pump motor of CEMA Type JM (for 5VM and 75VM) or CEMA Type TCZ (for 10VM) with shaft extension and face mounting flange for attaching directly to the pump. It shall be suitable forvolts,-phase, 60 hertz power supply. The motor shall have mounting feet and drip-proof enclosure.

The pump-motor assembly shall be mounted on a structural steel base arranged for easy removal of the motor without disconnecting the pipework from the pump.

The pump shall be rated for.....US gpm (L/min) atfeet T.D.H. (kPa) and shall not load the motor beyond service factor rating at any point on the performance curve. The suction and discharge shall have 4 in. (102 mm) and 3 in. (76 mm) flanged connections respectively, which shall mate with 125 lb/sq.in. (862 kPa) standard pipe flanges.

The pumping unit shall be VM Model, or approved equal.



DIMENSIONAL & MOTOR INFORMATION

Pump Model		Motor Details Rating		CEMA FRAME	Voltage	Phase	Hertz	Service Factor	Full Load Amps	DIMENSION A		DIMENSION B		Approximate Ship Weight	
IRON	BRONZE	HP	KW							inch	mm	inch	mm	lbs.	kg.
5VMC-S2	5VMB-S2	5	3.73	184JM	230	1	60	1.15	26	31.63	803	8.50	216	210	95.3
75VMC-S2	75VMB-S2	7 1/2	5.59	213TCZ	230	1	60	1.15	39	37.00	939	8.50	216	230	104.3
10VMC-S2	10VMB-S2	10	7.46	215TCZ	230	1	60	1.15	42	37.00	939	8.13	206	240	108.9
5VMC-T	5VMB-T	5	3.73	182JM	208-230/460	3	60	1.15	13.4-13.2/6.6	31.13	791	8.13	206	190	86.2
75VMC-T	75VMB-T	7 1/2	5.59	184JM	208-230/460	3	60	1.15	22.0-19.0/9.5	31.63	803	8.13	206	210	95.3
10VMC-T	10VMB-T	10	7.46	213TCZ	208-230/460	3	60	1.15	29.0-27.0/13.5	37.00	939	8.13	206	240	108.9
5VMC-T5	5VMB-T5	5	3.73	182JM	575	3	60	1.15	5.2	31.13	791	8.13	206	190	86.2
75VMC-T5	75VMB-T5	7 1/2	5.59	184JM	575	3	60	1.15	7.7	31.63	803	8.13	206	210	95.3
10VMC-T5	10VMB-T5	10	7.46	213TCZ	575	3	60	1.15	10.2	37.00	939	8.13	206	240	108.9

THE VM PUMP CO. LTD.

CAMBRIDGE, ONTARIO

phone: 519-740-9293 fax: 519-623-6015

www.vmpumpcompany.com