



Spa Pumps / Viper - 56-Frame

FEATURES:

- Viper wet end designed specifically for 56-frame motors
- Two double shielded ball bearings with moisture resistant grease for quieter operation and longer life
- Two speed motors have four sets of insulated windings for increased efficiency
- 56-frame motor for added strength, cooler operating temperature and longer motor life
- Large 2 1/2" intake for improved flow performance and reduced noise
- Large 8" diameter wet end for increased volume capacity
- Split capacitor, (start and run) for less energy consumption
- Thermally protected to extend life expectancy of motor
- Highly versatile wet end can be rotated every 90°
- Viton seals
- Three year warranty on motor and wet end

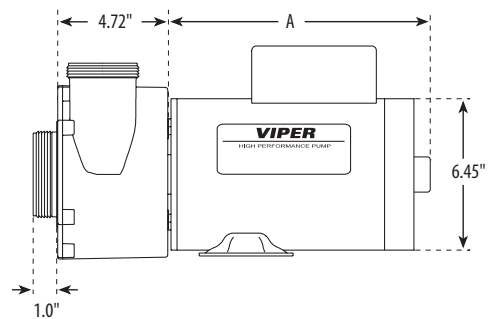
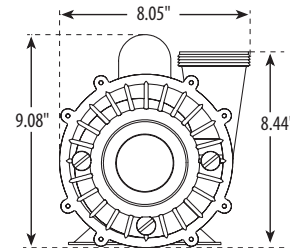
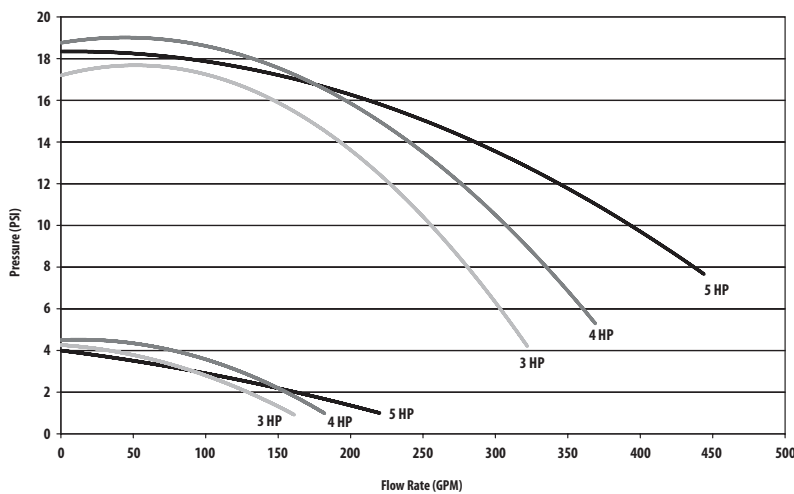
Call for available cords and plugs.



For 2-speed models only

For replacement parts, see page 127.

Viper Performance Chart



2-Speed Viper 56-Frame Pumps

Part No.	Description	HP	Volts	Amps High Speed	Amps Low Speed	Hz	Dimension "A"	List (US \$)
3721221-1T	2 1/2" Intake - 2 1/2" Discharge	3	230	10	3.5	60	11"	670.84
3721621-1T	2 1/2" Intake - 2 1/2" Discharge	4	230	12	4.4	60	11"	720.20
3722021-0T	2 1/2" Intake - 2 1/2" Discharge	5	230	16.4	4.8	60	11"	743.51

1-Speed Viper 56-Frame Pumps

Part No.	Description	HP	Volts	Amps	Hz	Dimension "A"	List (US \$)
3711621-0T	2 1/2" Intake - 2 1/2" Discharge	4	230	12	60	11"	627.21
3712021-0T	2 1/2" Intake - 2 1/2" Discharge	5	230	16.4	60	11"	627.21