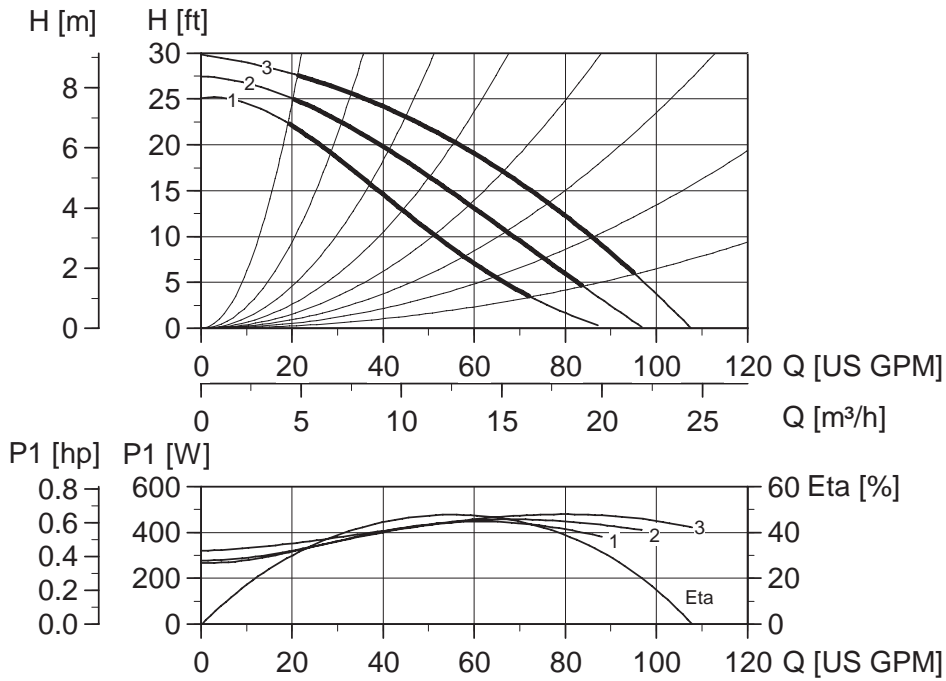


Performance curves

UPS 40-80/2
1 phase 115 V, 230 V, 60 Hz

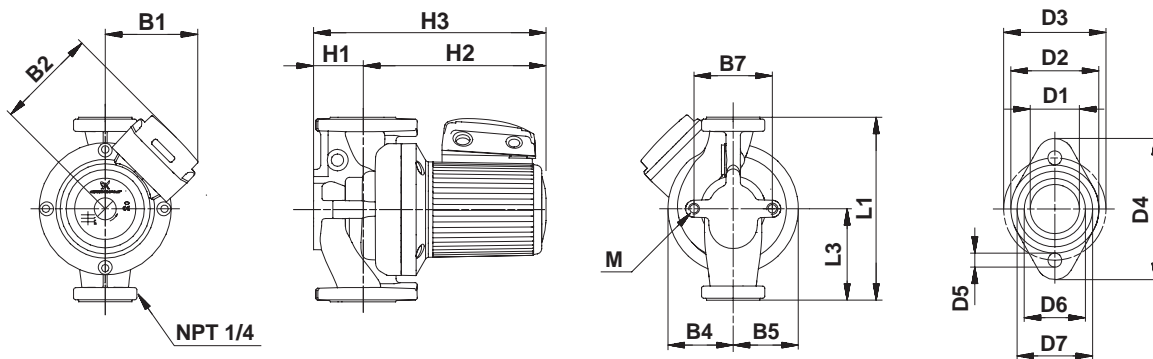
Performance curves



Note: ETA is calculated as wire-to-water efficiency.

Weights and volume

	Cast Iron				Bronze			
	lbs.	ft ³	Kg	m ³	lbs.	ft ³	Kg	m ³
Net weight	38.4		17.4		42.8		19.4	
Gross weight	46.5		21.1		50.9		23.1	
Shipping volume		1.70		0.048		1.70		0.048



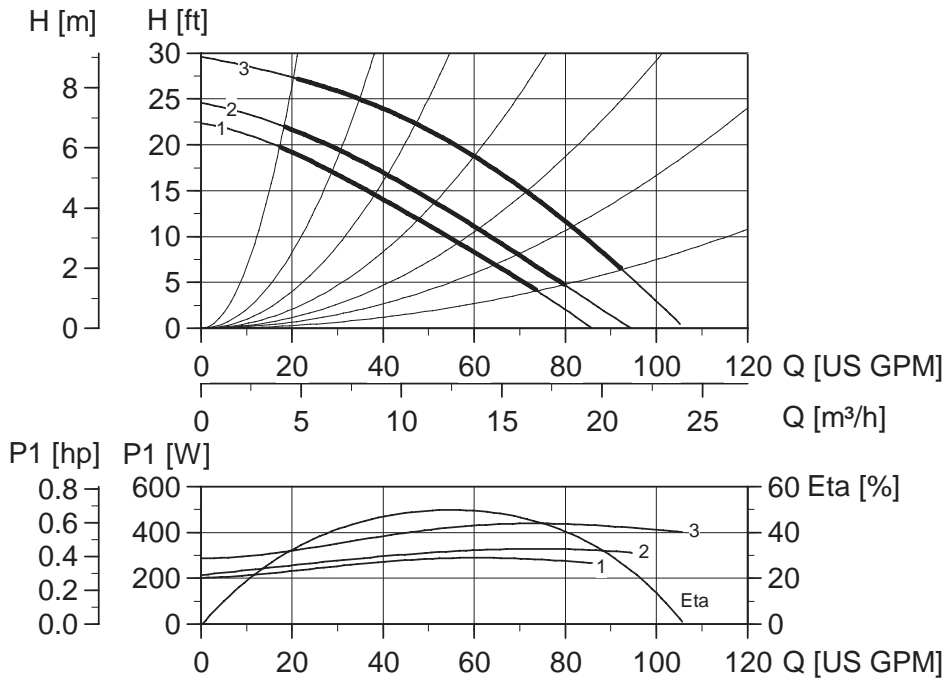
Dimensions

	L1	L3	B1	B2	B4	B5	B7	H1	H2	H3	D1	D2	D3	D4	D5	D6	D7	M
[Inches]	13 1/2	6 3/4	5 5/16	5 9/16	3	3	3 1/8	2 11/16	9 5/8	12 5/16	1 11/16	2 7/8	3 7/16	5	1/2	2 1/16	2 9/16	
[mm]	342.9	171.5	135	141	75	75	80	68	245	315	41.8	73	87	127	12	52	64.6	M12

Performance curves

UPS 40-80/2
3 phase 208-230 V, 460 V, 575 V★, 60 Hz

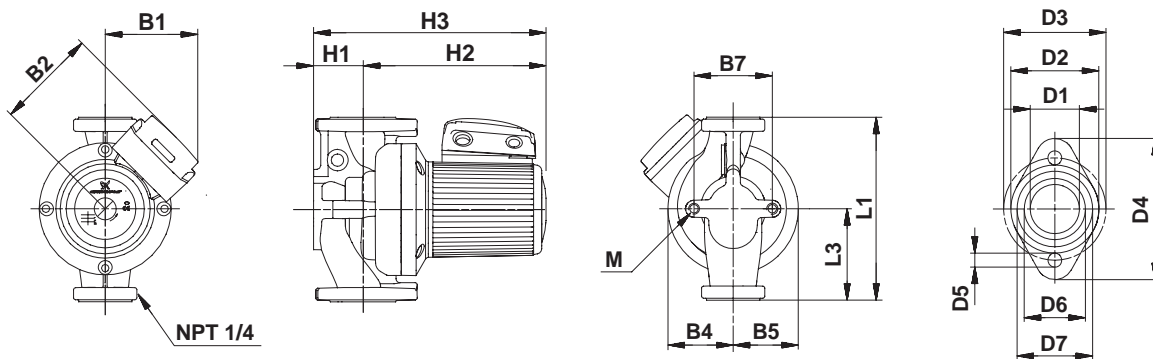
Performance curves



Note: ETA is calculated as wire-to-water efficiency.

Weights and volume

	Cast Iron				Bronze			
	lbs.	ft ³	Kg	m ³	lbs.	ft ³	Kg	m ³
Net weight	38.4		17.4		42.8		19.4	
Gross weight	46.5		21.1		50.9		23.1	
Shipping volume		1.70		0.048		1.70		0.048



Dimensions

	L1	L3	B1	B2	B4	B5	B7	H1	H2	H3	D1	D2	D3	D4	D5	D6	D7	M
[Inches]	13 1/2	6 3/4	5 5/16	5 9/16	3	3	3 1/8	2 11/16	9 5/8	12 5/16	1 11/16	2 7/8	3 7/16	5	1/2	2 1/16	2 9/16	
[mm]	342.9	171.5	135	141	75	75	80	68	245	315	41.8	73	87	127	12	52	64.6	M12

★Canada only

TM00 9497 0697

TM02 0729 5100