



# Submittal Data Information

## FI Series Pumps

301-1449

EFFECTIVE: MARCH 1, 2010

SUPERSEDES: OCTOBER 1, 2009

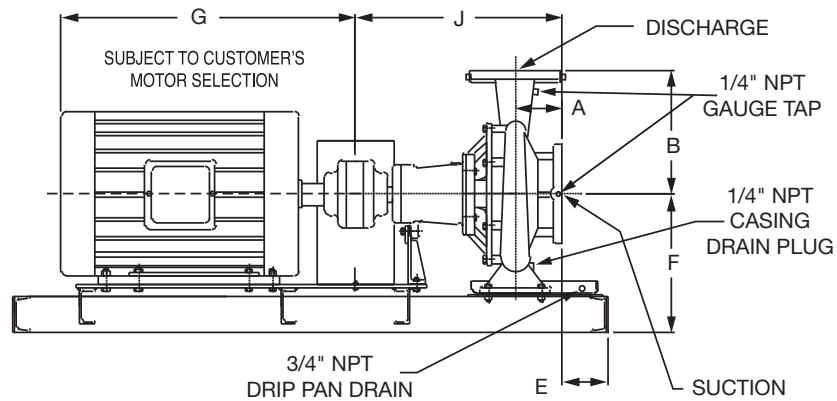
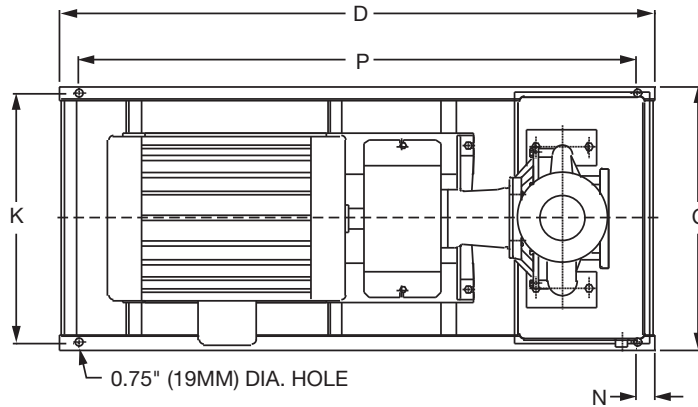
1160 RPM MODEL 6013

JOB \_\_\_\_\_ ENGINEER \_\_\_\_\_

CONTRACTOR \_\_\_\_\_ REP. \_\_\_\_\_

ITEM NO.	MODEL NO.	IMPELLER DIA.	G.P.M.	HEAD/FT.	H.P.	ELEC. CHAR.
----------	-----------	---------------	--------	----------	------	-------------

WEIGHT \_\_\_\_\_ PUMP/MOTOR \_\_\_\_\_



**DIMENSIONS**

50 Cycle Performance Curves attached when applicable.

Model No. Flange Size (Suction x Discharge)	Motor Frame	HP 1160 (RPM)	A		B		C	D	E		F	G	J		K	N	P
			ANSI Class 125	ANSI Class 250	ANSI Class 125	ANSI Class 250			ANSI Class 125	ANSI Class 250			ANSI Class 125	ANSI Class 250			
6013 8 x 6 (203 x 152)	254T	7.5	6.10 (155)	6.60 (168)	17.00 (432)	17.44 (443)	25.17 (639)	53.0 (1346)	0.94 (24)	0.44 (11)	16.71 (424)	21.69 (551)	26.87 (682)	27.37 (695)	23.67 (601)	2.00 (50)	49.0 (1245)
	256T	10					25.17 (639)	53.0 (1346)	0.94 (24)	0.44 (11)		23.19 (589)			23.67 (601)		49.0 (1245)
	284T	15					25.17 (639)	53.0 (1346)	0.94 (24)	0.44 (11)		24.94 (633)			23.67 (601)		49.0 (1245)
	286T	20					25.17 (639)	53.0 (1346)	0.94 (24)	0.44 (11)		25.06 (637)			23.67 (601)		49.0 (1245)
	324T	25					25.17 (639)	53.0 (1346)	0.94 (24)	0.44 (11)		26.69 (678)			23.67 (601)		49.0 (1245)
	326T	30					25.17 (639)	53.0 (1346)	0.94 (24)	0.44 (11)		27.69 (703)			23.67 (601)		49.0 (1245)

English dimensions are in inches. Metric dimensions are in millimeters. Metric data is presented in ( ).  
Do not use for construction purposes unless certified.

**MATERIALS OF CONSTRUCTION**

Item	BRONZE FITTED		ALL IRON	
	Std. Pump Constr.	Optional	Standard	Optional
Casing	Cast Iron ASTM A48 Class 30A	N/A	Cast Iron ASTM A48 Class 30A	N/A
Impeller	Bronze ASTM B584-836	N/A	Cast Iron ASTM A48 Class 30A	N/A
Wear Ring	N/A	Bronze ASTM B584-932 SAE660	N/A	N/A
Shaft	Carbon Steel AISI 1045	St. Steel AISI 416 ASTM A582	Carbon Steel AISI 1045	St. Steel AISI 416 ASTM A582
Shaft Sleeve	Bronze ASTM B584-932 SAE660	St. Steel AISI 303 ASTM A276	St. Steel AISI 303 ASTM A276	N/A
Mech. Seal	Ceramic/ EPT	CF	Ceramic/ EPT	CF
Seal Flush Line	N/A	Copper	N/A	Stainless Steel

CF - Consult Factory

N/A - Not Available

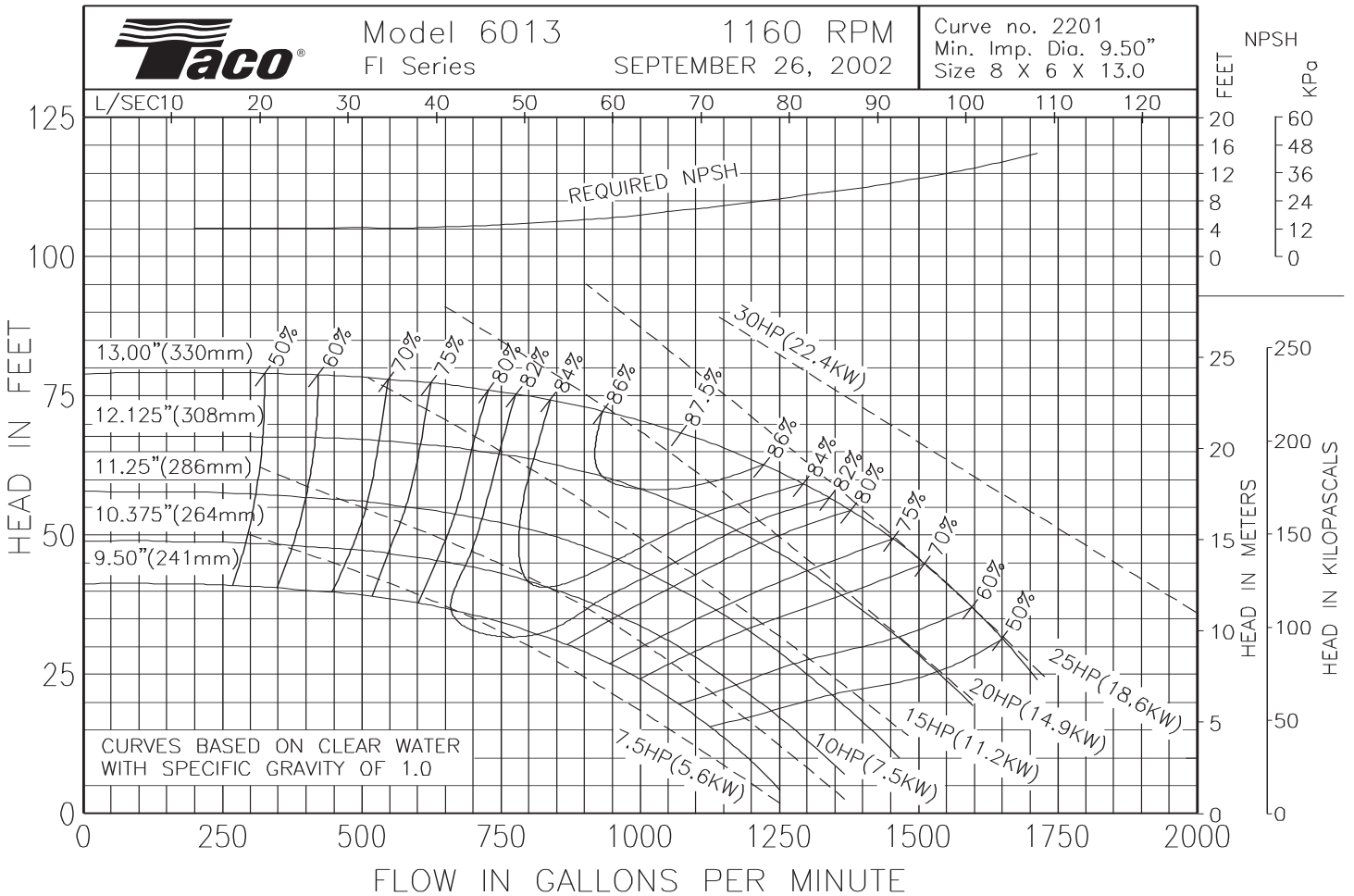
**OPERATING SPECIFICATIONS**

	Standard	Optional
Flange	ANSI Class 125	ANSI Class 250
Pressure	175 PSIG* (1210 KPA)	300 PSIG** (2070 KPA)
Temperature	250°F (120°C)	250°F (120°C)

Motors: All NEMA Standard (T Frame)  
 \* In accordance with ANSI Standard B16.1 Class 125  
 \*\* In accordance with ANSI Standard B16.1 Class 250 Dim.

**MAXIMUM ASSEMBLY WEIGHT**

Motor Frame	Weight Lbs (Kg)
254T - 256T	1061 (481)
284T - 286T	1230 (558)
324T - 326T	1358 (616)



Comments:

**Do it Once. Do it Right.®**

**TACO, INC.**, 1160 Cranston Street, Cranston, RI 02920 Telephone: (401) 942-8000 FAX: (401) 942-2360.  
**TACO (Canada), Ltd.**, 8450 Lawson Road, Unit #3, Milton, Ontario L9T 0J8. Telephone: 905/564-9422. FAX: 905/564-9436.  
 Visit our web site at: <http://www.taco-hvac.com>

Printed in USA  
 Copyright 2010  
 TACO, Inc.



# Submittal Data Information

## FI Series Pumps

301-1450

EFFECTIVE: NOVEMBER 1, 2010

SUPERSEDES: MARCH 1, 2010

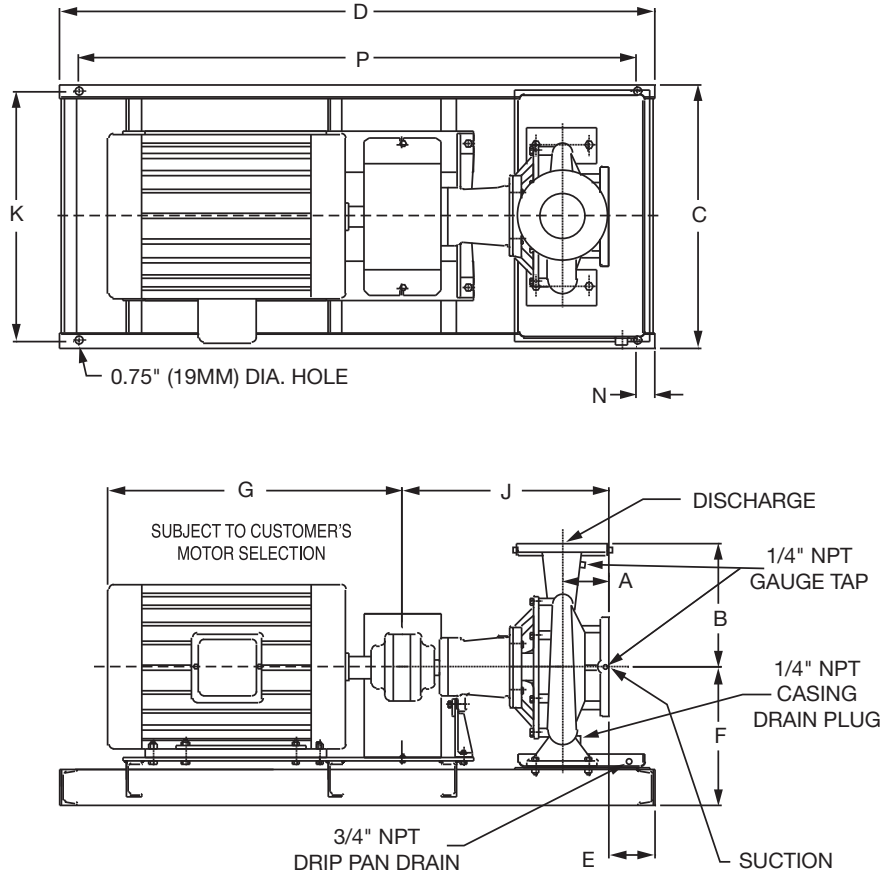
1760 RPM MODEL 6013

JOB \_\_\_\_\_ ENGINEER \_\_\_\_\_

CONTRACTOR \_\_\_\_\_ REP. \_\_\_\_\_

ITEM NO.	MODEL NO.	IMPELLER DIA.	G.P.M.	HEAD/FT.	H.P.	ELEC. CHAR.

WEIGHT \_\_\_\_\_ PUMP/MOTOR \_\_\_\_\_



### DIMENSIONS

50 Cycle Performance Curves attached when applicable.

Model No. Flange Size (Suction x Discharge)	Motor Frame	HP 1760 (RPM)	A		B		C	D	E		F	G	J		K	N	P
			ANSI Class 125	ANSI Class 250	ANSI Class 125	ANSI Class 250			ANSI Class 125	ANSI Class 250			ANSI Class 125	ANSI Class 250			
6013 8 x 6 (203 x 152)	286T	30	6.10 (155)	6.60 (168)	17.00 (432)	17.44 (443)	25.17 (639)	53.0 (1346)	0.94 (24)	0.44 (11)	16.71 (424)	25.06 (637)	26.87 (682)	27.37 (695)	23.67 (601)	2.00 (50)	49.0 (1245)
	324T	40					25.17 (639)	53.0 (1346)	0.94 (24)	0.44 (11)		26.69 (678)			23.67 (601)		49.0 (1245)
	326T	50					25.17 (639)	53.0 (1346)	0.94 (24)	0.44 (11)		27.69 (703)			23.67 (601)		49.0 (1245)
	364T	60					25.17 (639)	64.0 (1626)	1.63 (41)	1.13 (29)		29.69 (754)			23.67 (601)		60.0 (1524)
	365T	75					25.17 (639)	64.0 (1626)	1.63 (41)	1.13 (29)		29.69 (754)			23.67 (601)		60.0 (1524)
	405T	100					25.17 (639)	64.0 (1626)	1.63 (41)	1.13 (29)		34.00 (864)			23.67 (601)		60.0 (1524)

English dimensions are in inches. Metric dimensions are in millimeters. Metric data is presented in ( ).  
Do not use for construction purposes unless certified.

**MATERIALS OF CONSTRUCTION**

Item	BRONZE FITTED		ALL IRON	
	Std. Pump Constr.	Optional	Standard	Optional
Casing	Cast Iron ASTM A48 Class 30A	N/A	Cast Iron ASTM A48 Class 30A	N/A
Impeller	Bronze ASTM B584-836	N/A	Cast Iron ASTM A48 Class 30A	N/A
Wear Ring	N/A	Bronze ASTM B584-932 SAE660	N/A	N/A
Shaft	Carbon Steel AISI 1045	St. Steel AISI 416 ASTM A582	Carbon Steel AISI 1045	St. Steel AISI 416 ASTM A582
Shaft Sleeve	Bronze ASTM B584-932 SAE660	St. Steel AISI 303 ASTM A276	St. Steel AISI 303 ASTM A276	N/A
Mech. Seal	Ceramic/ EPT	CF	Ceramic/ EPT	CF
Seal Flush Line	N/A	Copper	N/A	Stainless Steel

CF - Consult Factory

N/A - Not Available


**OPERATING SPECIFICATIONS**

	Standard	Optional
Flange	ANSI Class 125	ANSI Class 250
Pressure	175 PSIG* (1210 KPA)	300 PSIG** (2070 KPA)
Temperature	250°F (120°C)	250°F (120°C)

Motors: All NEMA Standard (T Frame)  
 \* In accordance with ANSI Standard B16.1 Class 125  
 \*\* In accordance with ANSI Standard B16.1 Class 250 Dim.

**MAXIMUM ASSEMBLY WEIGHT**

Motor Frame	Weight Lbs (Kg)
284T - 286T	1271 (577)
324T - 326T	1413 (641)
364T - 365T	1658 (752)
404T - 405T	1966 (892)



Comments:

**Do it Once. Do it Right.®**

**TACO, INC.**, 1160 Cranston Street, Cranston, RI 02920 Telephone: (401) 942-8000 FAX: (401) 942-2360.  
**TACO (Canada), Ltd.**, 8450 Lawson Road, Unit #3, Milton, Ontario L9T 0J8. Telephone: 905/564-9422. FAX: 905/564-9436.  
 Visit our web site at: <http://www.taco-hvac.com>

Printed in USA  
 Copyright 2010  
 TACO, Inc.