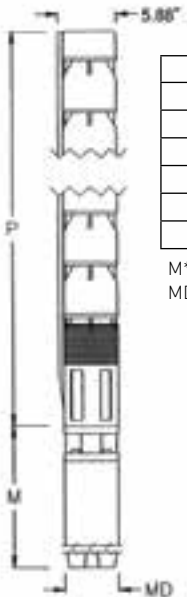
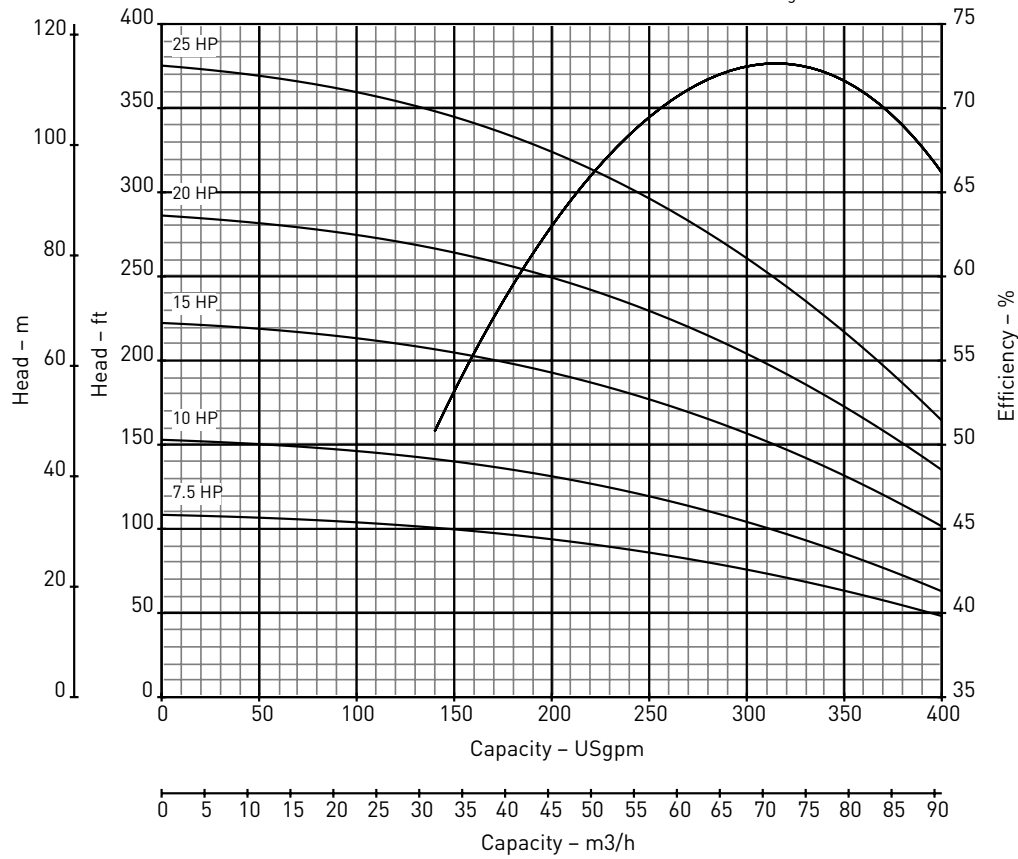


# BERKELEY® 6T-325

## Submersible Turbine

Nominal RPM: 3450  
 Based on Fresh Water @ 68 F.  
 Maximum Working Pressure: 420 PSI



### Outline Dimensions / Weights

HP	Stages	Motor Size	P Length	M* Length	MD* Diameter	Motor Weight	Pump Weight
7.5	2	6"	23.73	27.60	5.51	114	63
10	3	6"	28.61	29.80	5.51	127	75
15	4	6"	33.48	30.40	5.51	130	88
20	5	6"	38.25	35.50	5.51	160	100
25	7	6"	48.11	47.20	5.51	224	125

Note: Dimensions=Inches; Weight=U.S. Lbs.

M\*-Maximum Length (Pentair Motor)  
 MD\*-Motor Diameter (Pentair Motor)

### Specifications

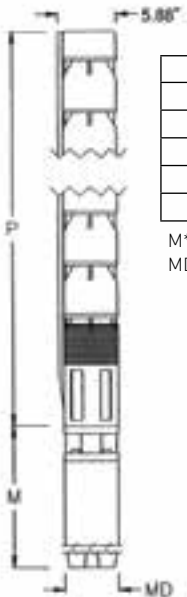
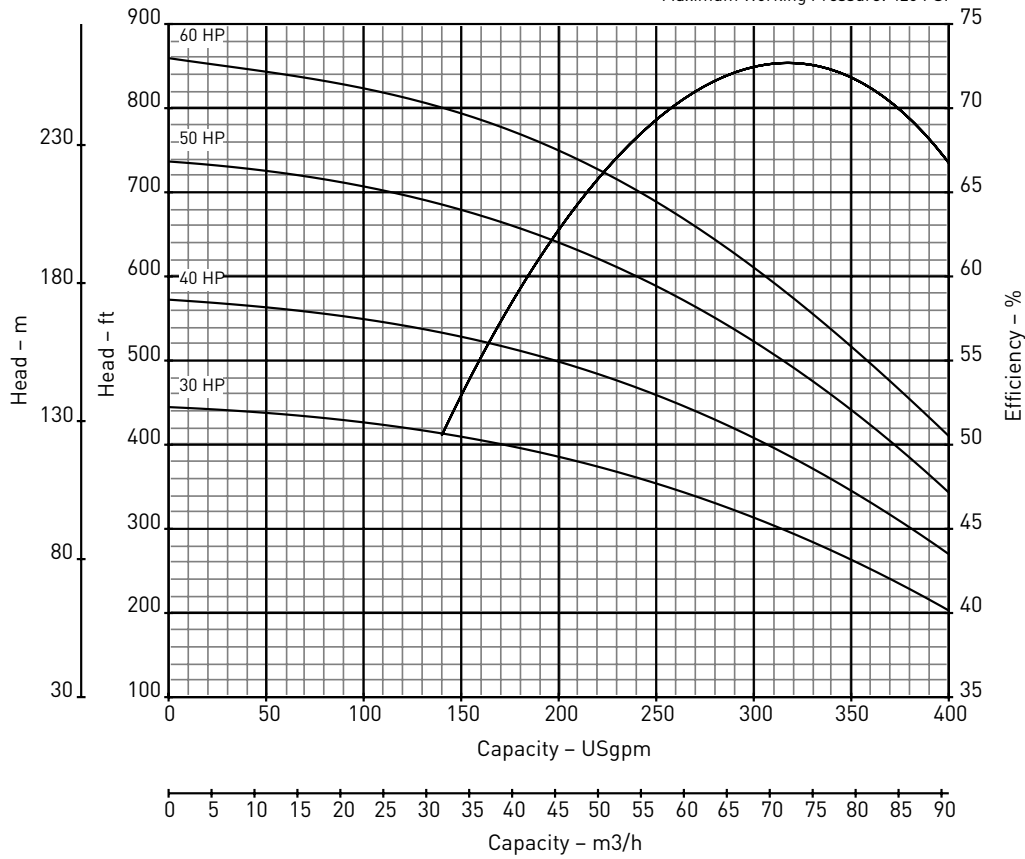
Minimum Well I.D.	6.0 Inches
Minimum Submergence @ BEP (above inlet)	10.0 Feet
Capacity Range	140 - 400 GPM
Discharge	4" F NPT

See manufacturer's data for motor cooling requirements

# BERKELEY® 6T-325

## Submersible Turbine

Nominal RPM: 3450  
Based on Fresh Water @ 68 F.  
Maximum Working Pressure: 420 PSI



### Outline Dimensions / Weights

HP	Stages	Motor Size	P Length	M* Length	MD* Diameter	Motor Weight	Pump Weight
30	8	6"	52.98	49.50	5.51	236	138
40	10	6"	62.73	50.30	5.51	239	163
50	13	6"	77.36	52.20	5.51	251	200
60	15	6"	87.11	55.70	5.51	269	225

Note: Dimensions=Inches; Weight=U.S. Lbs.

M\*-Maximum Length (Pentair Motor)  
MD\*-Motor Diameter (Pentair Motor)

### Specifications

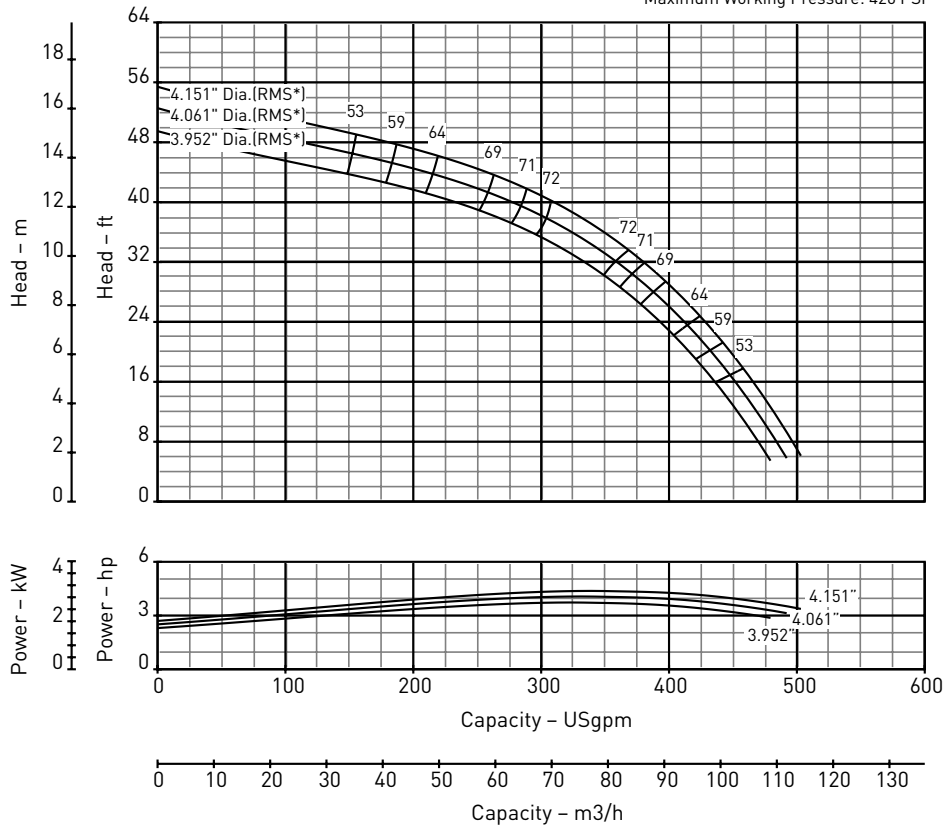
Minimum Well I.D.	6.0 Inches
Minimum Submergence @ BEP (above inlet)	10.0 Feet
Capacity Range	140 - 400 GPM
Discharge	4" F NPT

See manufacturer's data for motor cooling requirements

# BERKELEY® 6T-325

## Submersible Turbine - Single Stage Performance

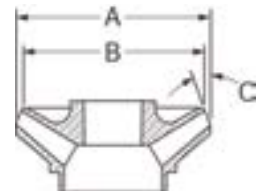
Nominal RPM: 3450  
Based on Fresh Water @ 68 F.  
Maximum Working Pressure: 420 PSI



### Impeller Dimensions

RMS* Diameter	A Diameter	B Diameter	C Angle
4.151	4.440	3.840	26
4.061	4.350	3.750	26
3.952	4.250	3.630	26

\*Root-Mean-Square



### Materials of Construction

Part Name	Common Material Name	Material Spec Number
Discharge Adapter	Cast Iron	ASTM A48 Class 30
Top Bowl	Cast Iron	ASTM A48 Class 30
Intermediate Bowl	Cast Iron	ASTM A48 Class 30
Bearings, Top and Suction Case	Rubber	Neoprene
Impeller	Stainless Steel	ASTM A743 UNS C30400
Pump Shaft	Stainless Steel	ASTM AISI 416
Impeller Collets	Steel	AISI 1226
Suction Bracket	Cast Iron	ASTM A48 Class 30
Bowl Bearing	Rubber	Neoprene
Strainer	Stainless Steel	AISI 302 UNS S30200
Cable Guard	Stainless Steel	AISI 302 UNS S30200
Shaft Coupling	Stainless Steel	AISI 416 UNS S41600

Note: Efficiency based on average staging