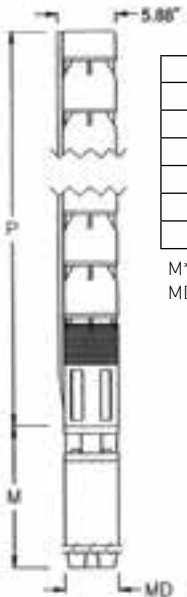
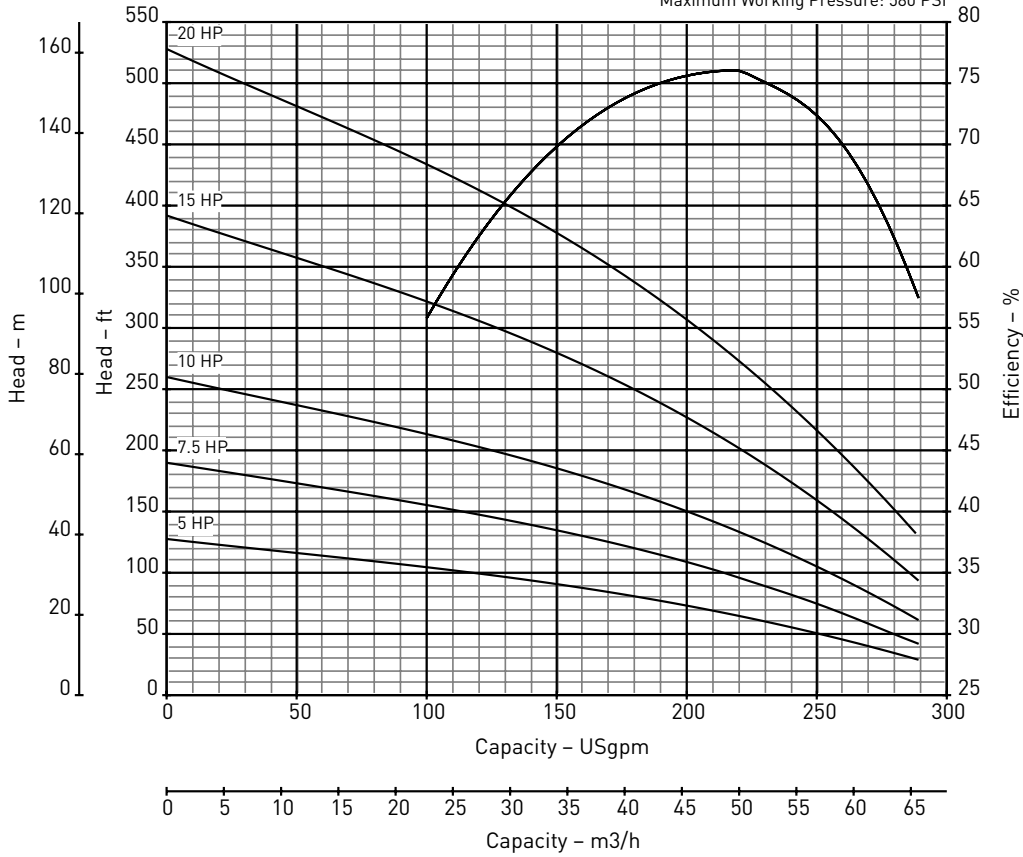


BERKELEY® 6T-200

Submersible Turbine

Nominal RPM: 3450
Based on Fresh Water @ 68 F.
Maximum Working Pressure: 580 PSI



Outline Dimensions / Weights

HP	Stages	Motor Size	P Length	M* Length	MD* Diameter	Motor Weight	Pump Weight
5	2	6"	23.98	27.00	5.51	95	76
7.5	3	6"	28.98	27.60	5.51	114	95
10	4	6"	33.98	29.80	5.51	127	115
15	6	6"	43.98	30.40	5.51	130	154
20	8	6"	53.98	35.50	5.51	160	193

Note: Dimensions=Inches; Weight=U.S. Lbs.

M*-Maximum Length (Pentair Motor)
MD*-Motor Diameter (Pentair Motor)

Specifications

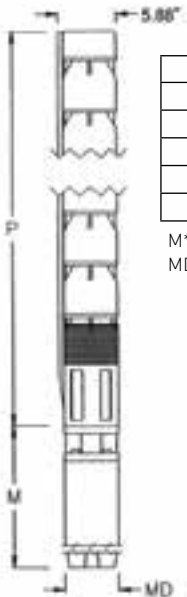
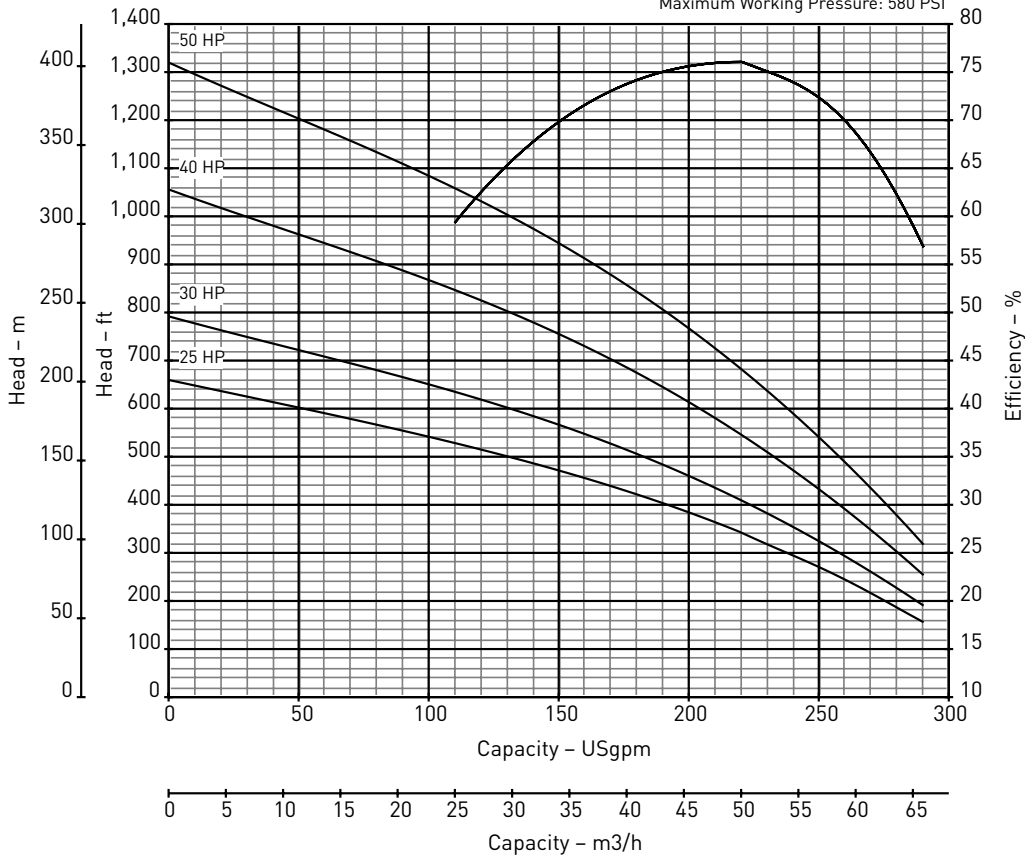
Minimum Well I.D.	6.0 Inches
Minimum Submergence @ BEP (above inlet)	10.0 Feet
Capacity Range	95 - 290 GPM
Discharge	3" F NPT

See manufacturer's data for motor cooling requirements

BERKELEY® 6T-200

Submersible Turbine

Nominal RPM: 3450
Based on Fresh Water @ 68 F.
Maximum Working Pressure: 580 PSI



Outline Dimensions / Weights

HP	Stages	Motor Size	P Length	M* Length	MD* Diameter	Motor Weight	Pump Weight
25	10	6"	63.98	47.20	5.51	224	233
30	12	6"	73.98	49.50	5.51	236	272
40	16	6"	93.98	50.30	5.51	239	350
50	20	6"	113.98	52.20	5.51	251	429

Note: Dimensions=Inches; Weight=U.S. Lbs.

M*-Maximum Length (Pentair Motor)
MD*-Motor Diameter (Pentair Motor)

Specifications

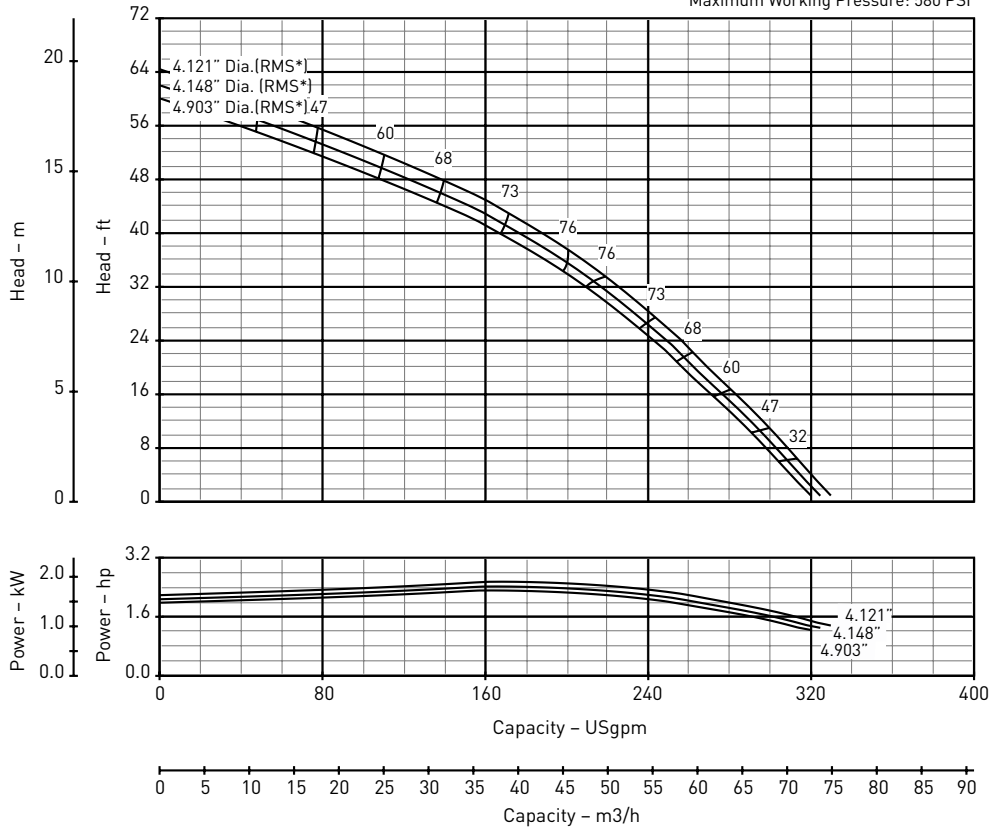
Minimum Well I.D.	6.0 Inches
Minimum Submergence @ BEP (above inlet)	10.0 Feet
Capacity Range	95 - 290 GPM
Discharge	3" F NPT

See manufacturer's data for motor cooling requirements

BERKELEY® 6T-200

Submersible Turbine - Single Stage Performance

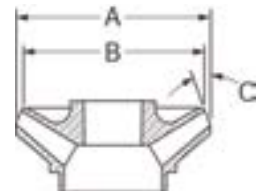
Nominal RPM: 3450
Based on Fresh Water @ 68 F.
Maximum Working Pressure: 580 PSI



Impeller Dimensions

RMS* Diameter	A Diameter	B Diameter	C Angle
4.212	4.520	3.880	32
4.148	4.460	3.810	32
4.093	4.410	3.750	32

*Root-Mean-Square



Materials of Construction

Part Name	Common Material Name	Material Spec Number
Discharge Adapter	Cast Iron	ASTM A48 Class 30
Top Bowl	Cast Iron	ASTM A48 Class 30
Intermediate Bowl	Cast Iron	ASTM A48 Class 30
Bearings, Top and Suction Case	Rubber	Neoprene
Impeller	Stainless Steel	ASTM A743 UNS C30400
Pump Shaft	Stainless Steel	ASTM AISI 416
Impeller Collets	Steel	AISI 1226
Suction Bracket	Cast Iron	ASTM A48 Class 30
Bowl Bearing	Rubber	Neoprene
Strainer	Stainless Steel	AISI 302 UNS S30200
Cable Guard	Stainless Steel	AISI 302 UNS S30200
Shaft Coupling	Stainless Steel	AISI 416 UNS S41600

Note: Efficiency based on average staging

