



Submittal Data Information

KS Series Vertical Split Coupled Pumps (50 Hz)

301-908 I

EFFECTIVE: JANUARY 8, 2010

SUPERSEDES: NOVEMBER 1, 2009

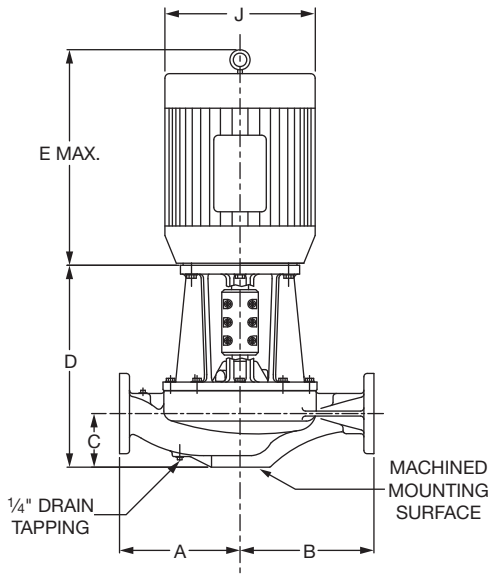
1450 RPM MODEL 6011

JOB _____ ENGINEER _____

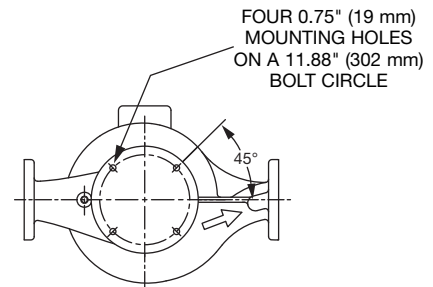
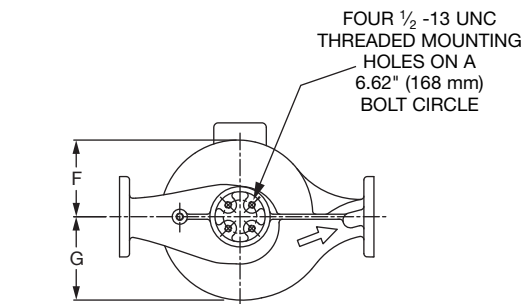
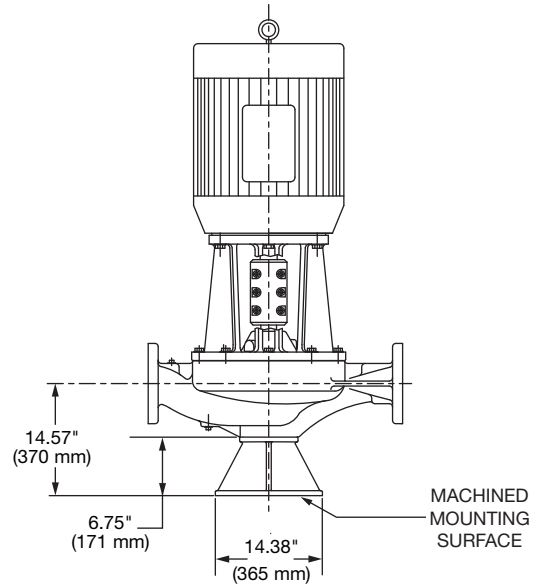
CONTRACTOR _____ REP. _____

ITEM NO.	MODEL NO.	IMPELLER DIA.	G.P.M.	HEAD/FT.	H.P.	ELEC. CHAR.
----------	-----------	---------------	--------	----------	------	-------------

WEIGHT _____ PUMP/MOTOR _____



PUMP WITH OPTIONAL SUPPORT STAND



DIMENSIONS

*A & B Dimensions apply for all pump sizes.

Model No.	Conn.	Motor Frame	HP 1450 RPM	Flange Size ASA	A*	B*	C	D	E MAX	F	G	H	J DIA
6011	6 x 6 (152 x 152)	213CZ	7.5	6 (152)	16.00 (406) if ANSI Class 125	17.50 (445) if ANSI Class 125	7.82 (199)	19.09 (485)	19.13 (486)	8.61 (219)	10.25 (260)	0.25 (6)	10.18 (259)
		215CZ	10					19.09 (485)	20.63 (524)				10.18 (259)
		254CZ	15					21.88 (556)	24.36 (619)				12.88 (327)
		256CZ	20		21.88 (556)	26.11 (663)		12.88 (327)					

English dimensions are in inches. Metric dimensions are in millimeters. Metric data is presented in (). Do not use for construction purposes unless certified.

MATERIALS OF CONSTRUCTION

Item	BRONZE FITTED		ALL IRON	
	Standard Pump Construction	Optional	Standard	Optional
Casing	Cast Iron ASTM A48 Class 30A	N/A	Cast Iron ASTM A48 Class 30A	N/A
Impeller	Bronze ASTM B584-836	CF	Cast Iron ASTM A48 Class 30A	CF
Wear Ring	None	Bronze ASTM B584-932 SAE660	None	N/A
Shaft	St. Steel AISI 416 ASTM A582	N/A	St. Steel AISI 416 ASTM A582	N/A
Coupling	Aluminum Alloy 6061-T6	N/A	Aluminum Alloy 6061-T6	N/A
Mechanical Seal	Ceramic / EPT	Tungsten Carbide / EPT	Ceramic / EPT	Tungsten Carbide / EPT
Seal Flush Line	Copper	CF	Stainless Steel	CF
Support Stand	N/A	Ductile Iron ASTM A536-84 Grade: 65-45-12	N/A	Ductile Iron ASTM A536-84 Grade: 65-45-12

CF - Consult Factory

N/A - Not Available

OPERATING SPECIFICATIONS

	Standard		Optional
Flange	ANSI Class 125	ANSI Class 250	
Pressure	175 PSIG* (1210 KPA)	300 PSIG** (2070 KPA)	CF
Temperature	250°F (120°C)	250°F (120°C)	CF

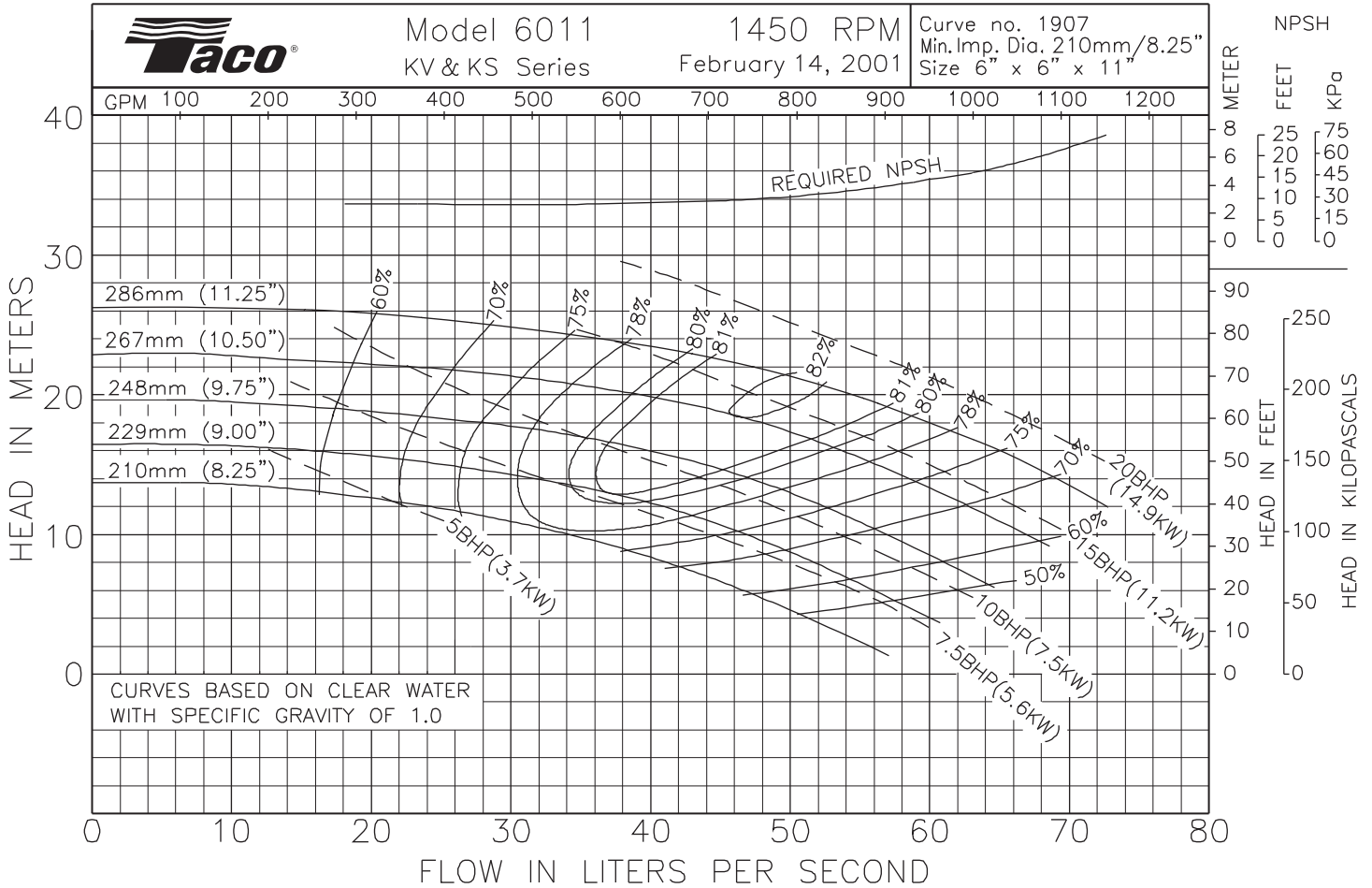
Motors: All NEMA Standard ODP Frame (CZ Shaft)

* In accordance with ANSI Standard B16.1 Class 125

** In accordance with ANSI Standard B16.1 Class 250 Dim.

MAXIMUM ASSEMBLY WEIGHT

Motor Frame	Weight without Optional Stand Lbs (Kg)	Weight with Optional Stand Lbs (Kg)
213CZ - 215CZ	650 (295)	716 (325)
254CZ - 256CZ	757 (343)	823 (373)



Comments:

Do it Once. Do it Right.®

TACO, INC., 1160 Cranston Street, Cranston, RI 02920 Telephone: (401) 942-8000 FAX: (401) 942-2360.
TACO (Canada), Ltd., 8450 Lawson Road, Unit #3, Milton, Ontario L9T 0J8. Telephone: 905/564-9422. FAX: 905/564-9436.

Visit our web site at: <http://www.taco-hvac.com>

Printed in USA

Copyright 2010

TACO, Inc.



Submittal Data Information

KS Series Vertical Split Coupled Pumps

301-1065

EFFECTIVE: MAY 31, 2017

SUPERSEDES: MAY 1, 2010

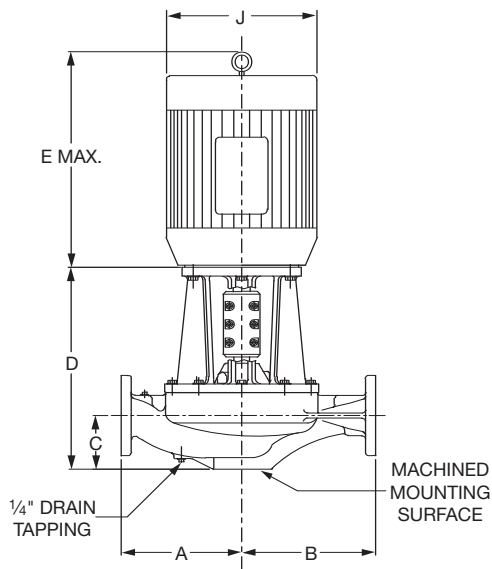
1160 RPM MODEL 6011

JOB _____ ENGINEER _____

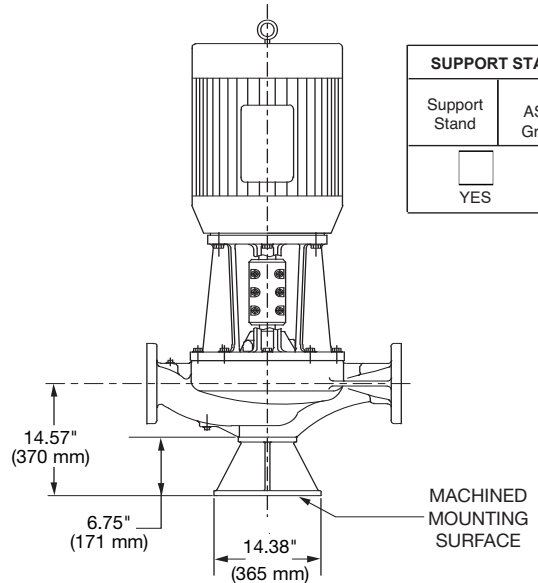
CONTRACTOR _____ REP. _____

ITEM NO.	MODEL NO.	IMPELLER DIA.	G.P.M.	HEAD/FT.	H.P.	ELEC. CHAR.
----------	-----------	---------------	--------	----------	------	-------------

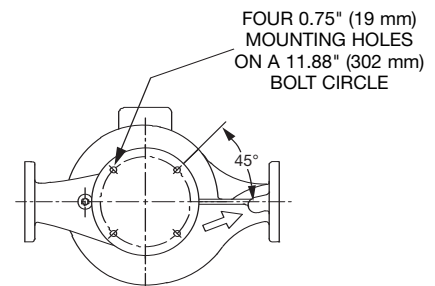
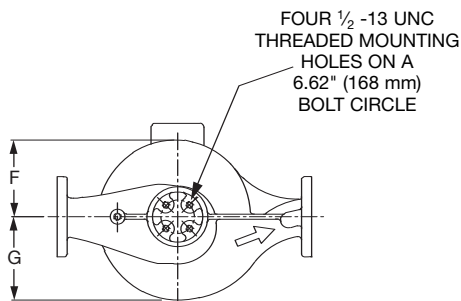
WEIGHT _____ PUMP/MOTOR _____



PUMP WITH OPTIONAL SUPPORT STAND



SUPPORT STAND OPTION	
Support Stand	Ductile Iron ASTM A536-84 Grade 65-45-12
<input type="checkbox"/>	<input type="checkbox"/>
YES	NO



DIMENSIONS

*A & B Dimensions apply for all pump sizes.

Model No.	Conn.	Motor Frame	HP 1160 RPM	Flange Size ASA	A*	B*	C	D	E MAX	F	G	H	J DIA
6011	6 x 6 (152 x 152)	213CZ	3	6 (152)	16.00 (406) if ANSI Class 125	17.50 (445) if ANSI Class 125	7.82 (199)	19.09 (485)	19.13 (486)	8.61 (219)	10.25 (260)	0.25 (6)	10.18 (259)
		215CZ	5					19.09 (485)	20.63 (524)				10.18 (259)
		254CZ	7.5					21.88 (556)	24.36 (619)				12.88 (327)
		256CZ	10					21.88 (556)	26.11 (663)				12.88 (327)

English dimensions are in inches. Metric dimensions are in millimeters. Metric data is presented in ().
Do not use for construction purposes unless certified.

MATERIALS OF CONSTRUCTION

	BRONZE FITTED		
	STANDARD PUMP CONSTRUCTION		OPTIONAL 125# or 250#
	125# Flange	250# Flange	
Casing	Cast Iron ASTM A48/ A48M-03 Class 30A	Ductile Iron ASTM A536-84 Grade 65-45-12	N/A
Impeller	Bronze ASTM B584 ALLOY C83600 or C84400	Bronze ASTM B584 ALLOY C83600 or C84400	N/A
Wear Ring	N/A	N/A	Bronze ASTM B584-98A C92200
Shaft	Stainless Steel TYPE 416"TI" or 410"TI" ASTM A582	Stainless Steel TYPE 416"TI" or 410"TI" ASTM A582	N/A
Coupling	Aluminum Alloy 6061-T6	Aluminum Alloy 6061-T6	N/A
Mechanical Seal	Ceramic/EPT	Ceramic/EPT	Tungsten Carbide/EPT or Silicon-Carbide/EPT
Seal Flush Line	Copper & Brass C3600	Copper & Brass C3600	N/A

N/A = Not available

Revised: 05/31/2017

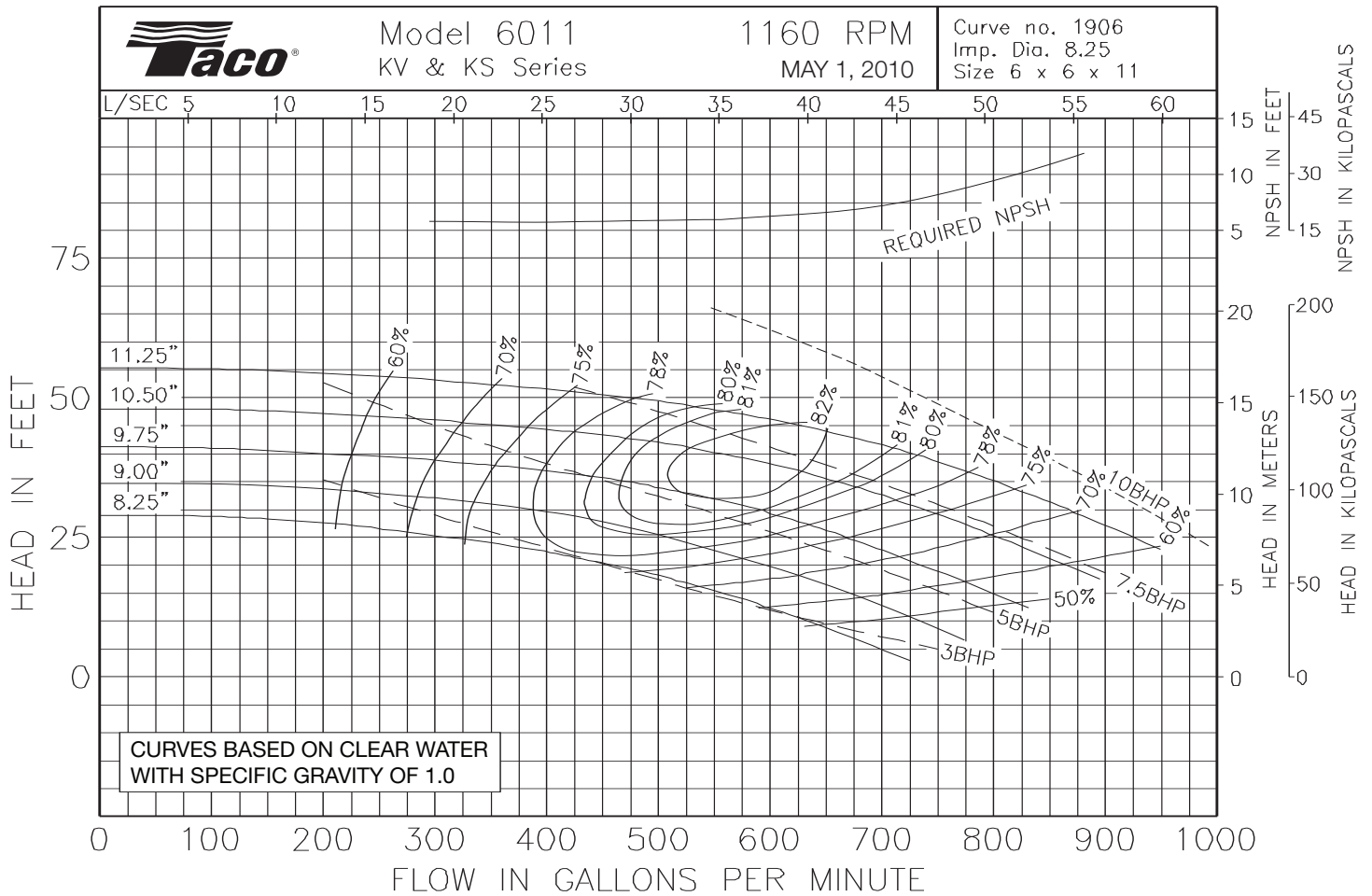
OPERATING SPECIFICATIONS

	Standard		Optional
Flange	ANSI Class 125	ANSI Class 250	
Pressure	175 PSIG* (1210 KPA)	300 PSIG** (2070 KPA)	CF
Temperature	250°F (120°C)	250°F (120°C)	CF

Motors: All NEMA Standard ODP Frame (CZ Shaft)
 * In accordance with ANSI Standard B16.1 Class 125
 ** In accordance with ANSI Standard B16.1 Class 250 Dim.

MAXIMUM ASSEMBLY WEIGHT

Motor Frame	Weight without Optional Stand Lbs (Kg)	Weight with Optional Stand Lbs (Kg)
213CZ - 215CZ	533 (242)	599 (272)
254CZ - 256CZ	628 (285)	694 (315)



Comments:





Submittal Data Information

KS Series Vertical Split Coupled Pumps

301-1072

EFFECTIVE: MAY 31, 2017

SUPERSEDES: JANUARY 8, 2010

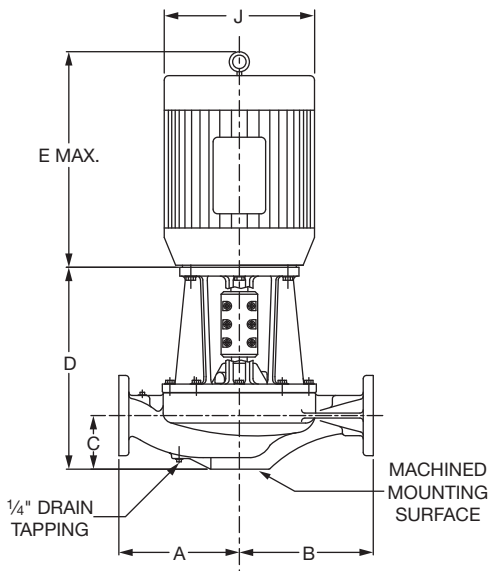
1760 RPM MODEL 6011

JOB _____ ENGINEER _____

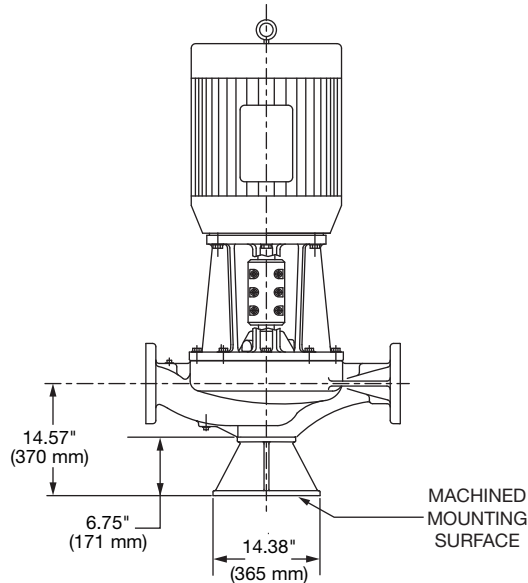
CONTRACTOR _____ REP. _____

ITEM NO.	MODEL NO.	IMPELLER DIA.	G.P.M.	HEAD/FT.	H.P.	ELEC. CHAR.

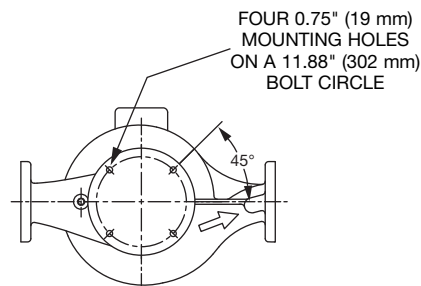
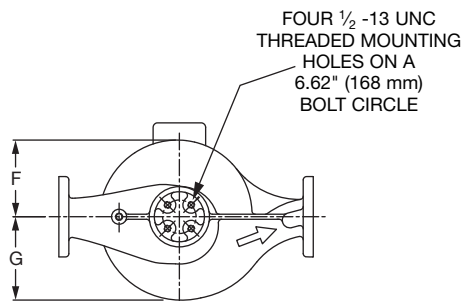
WEIGHT _____ PUMP/MOTOR _____



PUMP WITH OPTIONAL SUPPORT STAND



SUPPORT STAND OPTION	
Support Stand	Ductile Iron ASTM A536-84 Grade 65-45-12
<input type="checkbox"/>	<input type="checkbox"/>
YES	NO



DIMENSIONS

*A & B Dimensions apply for all pump sizes.

Model No.	Conn.	Motor Frame	HP 1760 RPM	Flange Size ASA	A*	B*	C	D	E MAX	F	G	H	J DIA
6011	6 x 6 (152 x 152)	215CZ	10	6 (152)	16.00 (406) if ANSI Class 125	17.50 (445) if ANSI Class 125	7.82 (199)	19.09 (485)	20.63 (524)	8.61 (219)	10.25 (260)	0.25 (6)	10.18 (259)
		254CZ	15					21.88 (556)	24.36 (619)				12.88 (327)
		256CZ	20					21.88 (556)	26.11 (663)				12.88 (327)
		284CZ	25					21.88 (556)	27.94 (710)				14.63 (372)
		286CZ	30					21.88 (556)	29.14 (740)				14.63 (372)
		324CZ	40					23.66 (601)	31.07 (789)				16.50 (419)

English dimensions are in inches. Metric dimensions are in millimeters. Metric data is presented in ().
Do not use for construction purposes unless certified.

MATERIALS OF CONSTRUCTION

	BRONZE FITTED		
	STANDARD PUMP CONSTRUCTION		OPTIONAL
	125# Flange	250# Flange	125# or 250#
Casing	Cast Iron ASTM A48/ A48M-03 Class 30A	Ductile Iron ASTM A536-84 Grade 65-45-12	N/A
Impeller	Bronze ASTM B584 ALLOY C83600 or C84400	Bronze ASTM B584 ALLOY C83600 or C84400	N/A
Wear Ring	N/A	N/A	Bronze ASTM B584-98A C92200
Shaft	Stainless Steel TYPE 416™™ or 410™™ ASTM A582	Stainless Steel TYPE 416™™ or 410™™ ASTM A582	N/A
Coupling	Aluminum Alloy 6061-T6	Aluminum Alloy 6061-T6	N/A
Mechanical Seal	Ceramic/EPT	Ceramic/EPT	Tungsten Carbide/EPT or Silicon- Carbide/EPT
Seal Flush Line	Copper & Brass C3600	Copper & Brass C3600	N/A

N/A = Not available

Revised: 05/31/2017

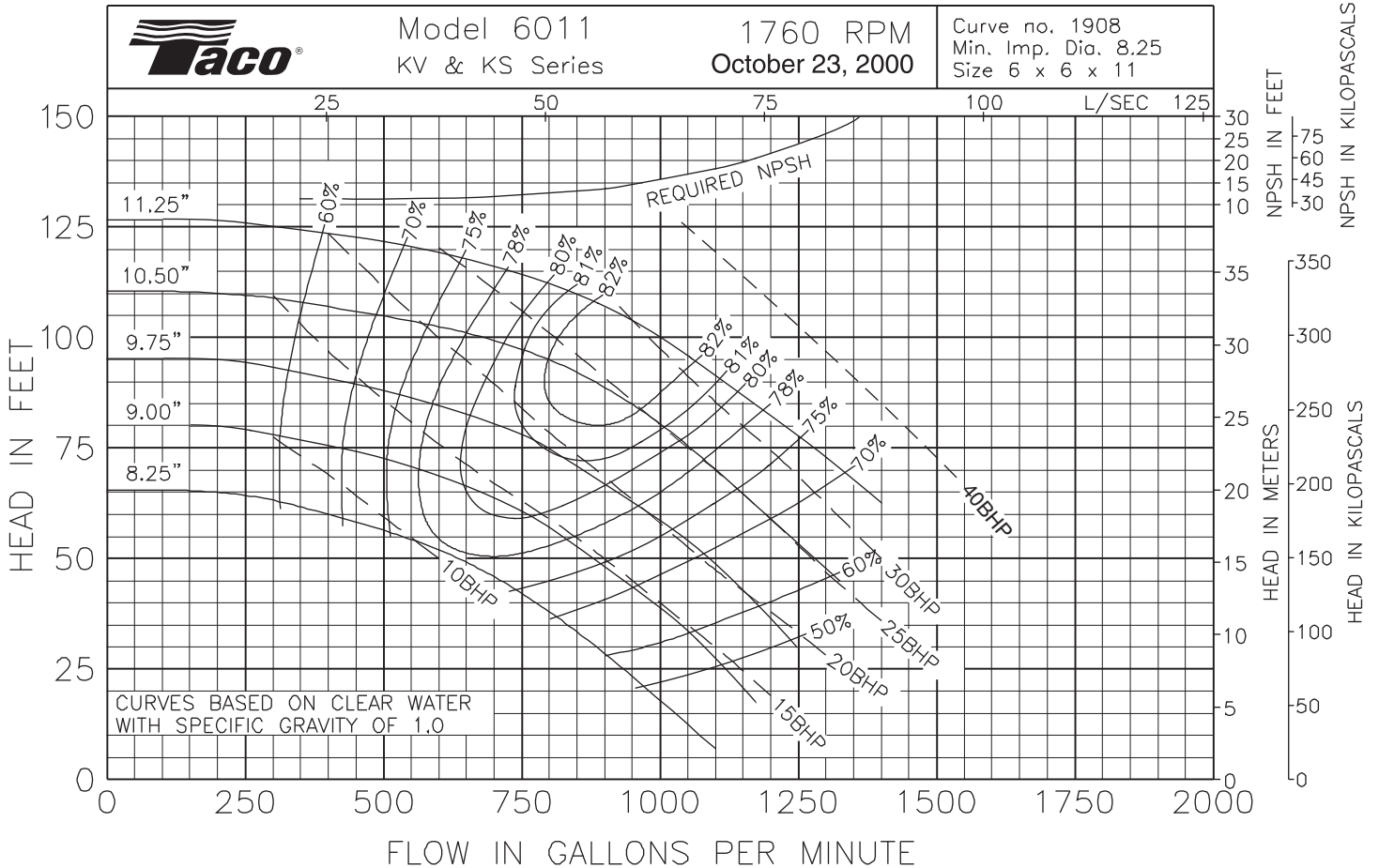
OPERATING SPECIFICATIONS

	Standard		Optional
Flange	ANSI Class 125	ANSI Class 250	
Pressure	175 PSIG* (1210 KPA)	300 PSIG** (2070 KPA)	CF
Temperature	250°F (120°C)	250°F (120°C)	CF

Motors: All NEMA Standard ODP Frame (CZ Shaft)
 * In accordance with ANSI Standard B16.1 Class 125
 ** In accordance with ANSI Standard B16.1 Class 250 Dim.

MAXIMUM ASSEMBLY WEIGHT

Motor Frame	Weight without Optional Stand Lbs (Kg)	Weight with Optional Stand Lbs (Kg)
213CZ - 215CZ	591 (268)	657 (298)
254CZ - 256CZ	688 (312)	754 (342)
284CZ - 286CZ	829 (376)	895 (406)
324CZ - 326CZ	1093 (496)	1159 (526)



Comments:



Taco, Inc., 1160 Cranston Street, Cranston, RI 02920 | Tel: (401) 942-8000 | FAX: (401) 942-2360
Taco (Canada), Ltd., 8450 Lawson Road, Suite #3, Milton, Ontario L9T 0J8 | Tel: (905) 564-9422 | FAX: (905) 564-9436
 Visit our web site: www.TacoComfort.com | Printed in USA | ©2017 Taco, Inc.

