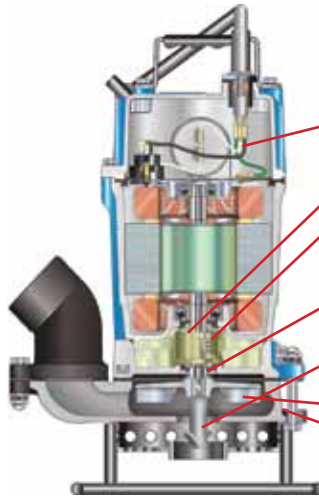


Electric Submersible Pumps

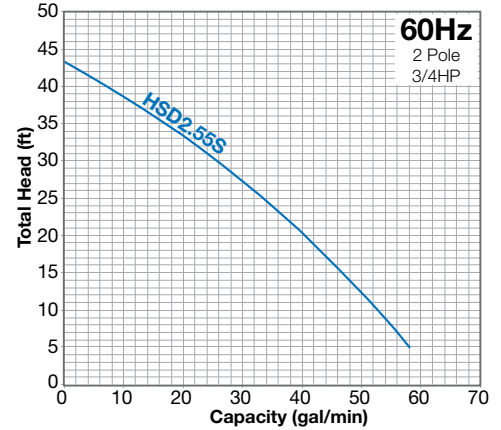
HSD SERIES SAND PUMP

EXTREME DURABLE TRASH PUMP: Pump sand, solids and debris with minimal wear and clogging.



HSD Series Features

- Anti-wicking block prevents water incursion.
- Oil Lifter extends seal life by ten times.
- Dual Inside Mechanical Seal with silicon carbide faces provides longer operational life of any seal available.
- V-Ring Seal design protects mechanical seal from abrasive particles.
- Built-in larger shaft mounted agitator suspends solids.
- High Chromium Iron impeller.
- Ductile Iron Casing.
- 3/4 HP motor; larger than HS2.4S.
- Easy pump end disassembly by removing only 3 nuts.



Certified by Intertek Testing Service to UL and CSA standards for submersible construction pumps.

Model	Motor Output (HP)	Phase	Discharge Bore (inch)	Cable Length (ft)	Dimension (inch)		Continuous Running Water Level (inch)	Shipping Weight (lbs.)
					Diameter	Height		
HSD2.55S	3/4	Single	2	32	9 3/4	15 3/8	4 1/8	36

NK HEAVY DUTY HIGH HEAD PUMP

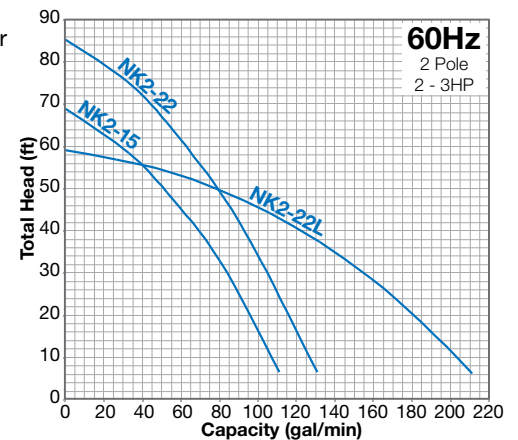
Heavy duty, high head pumps capable of handling abrasive materials with minimal wear.

NK2-15/2-22/2-22L Features

- Terminal board for voltage reconnect allows for change from 110V to 220V (NK2-15 only).
- **NK2-15/2-22:** Semi Vortex Impeller and Synthetic Rubber Wear Plates for maximum durability and maintaining pump performance.
- **NK2-22L:** Semi-Open Impeller.
- Dual Inside Mechanical Seal With SiC faces provides longer operational life.
- Oil Lifter provides lubrication of the seal faces. (Patent)
- V-Ring Seal design protects mechanical seal from abrasive particles.

Optional Accessories

- TS-303 Float Switch for automatic operation (220V only).
- Sand kit to suspend solids and prevent clogging.
- 2-inch NPT coupling available.



Certified by Intertek Testing Service to UL and CSA standards for submersible construction pumps.

Model	Motor Output (HP)	Phase	Discharge Bore (inch)	Cable Length (ft)	Dimension (inch)		Continuous Running Water Level (inch)	Shipping Weight (lbs.)
					Diameter	Height		
NK2-15	2	Single	3	32	9 7/16	24 1/2	3 1/4	80
NK2-22	3	Single	3	32	9 7/16	24 1/2	3 1/4	78
NK2-22L	3	Single	3	32	9 1/4	26 1/2	4 3/4	84