

E.2 SERIES CIRCULATORS

E22.2/E22.2B | SUBMITTAL

File No: 10.609
 Date: JUNE 25, 2012
 Supersedes: 10.609
 Date: MARCH 15, 2012

Job: _____ Representative: _____
 _____ Order no.: _____ Date: _____
 Engineer: _____ Submitted by: _____ Date: _____
 Contractor: _____ Approved by: _____ Date: _____

QUANTITY	TAG NO.	PART NUMBER	FLOW (USgpm)	HEAD (FEET)	VOLTAGE	PHASE	COMMENTS

TECHNICAL DATA

Flow range: 0 to 88.0 USgpm (0 to 5.6 L/s)
Head range: 0 to 39.5 feet (0 to 8.1 m)
Max/Min fluid temp: 230°F/40°F (110°C/4°C)
Max. working pressure: 150 psi (1034 kPa)

MATERIALS OF CONSTRUCTION

Pump body: Cast iron (closed systems)
 Bronze (lead free for open systems)

Face plate: Stainless steel **Shaft:** Stainless steel
Impeller: 30% Glass-filled noryl **Volute gasket:** EPDM
Bearings: Permanently lubricated stainless steel
Seal: Silicon carbide enviroseal c/w viton elastomer

PART NUMBER

	120V	240V
E22.2	182212-667	182212-626
E22.2B	182212-668	182212-627

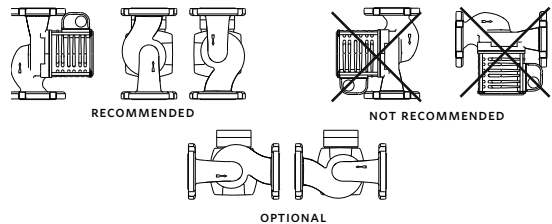
E22.2/E22.2B ACCESSORIES

- 1" Flange kits
- 1¼" Flange kits
- 1½" Flange kits
- Timer
- Aquastat
- Spool pieces

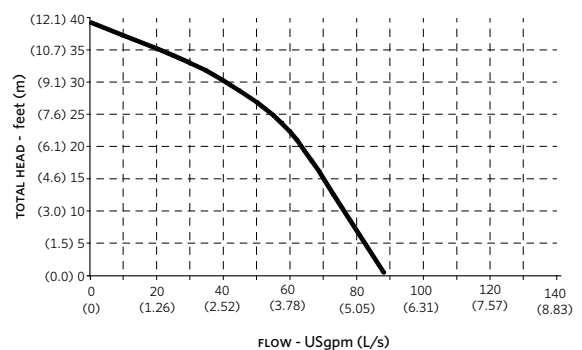
MOTOR DATA

Voltage	120V	208V	240V	277V
Full load amp draw	5.7A	3.0A	3.0A	3.0A
Nominal power: ¾ hp (300W)	Frequency: 60 Hz			
Motor type: Two pole, Single phase ODP	Speed: 3350 rpm			

MOUNTING ORIENTATION FOR INDOOR USE ONLY

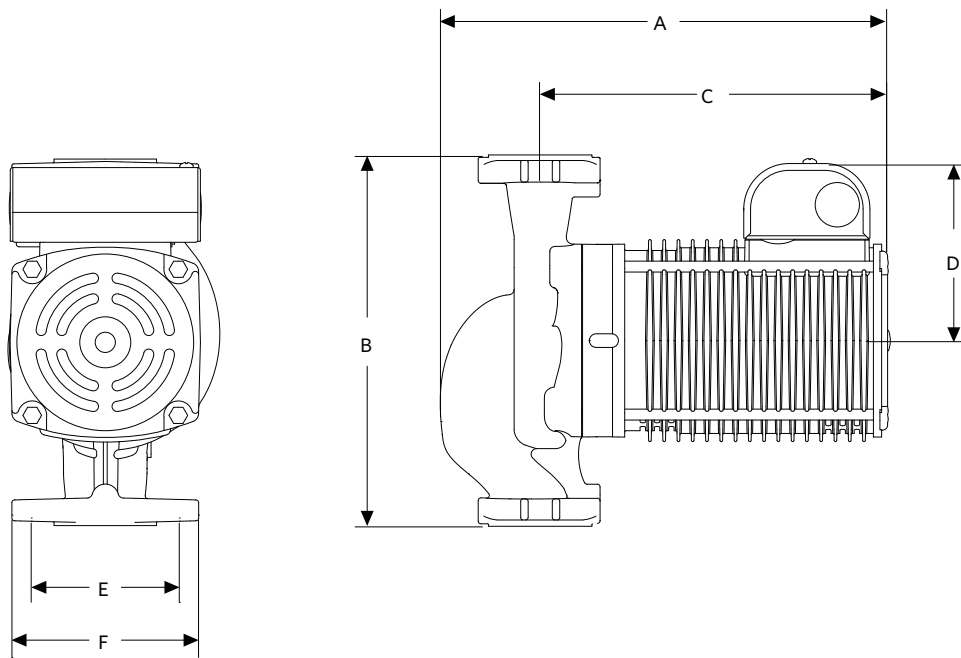


PERFORMANCE CURVE



Performance curves are for reference only. Confirm current performance data with Armstrong ACE ONLINE selection software.

DIMENSIONS inches (mm)								SHIP. WEIGHT	
MODEL	BODY	A	B	C	D	E	F	CONNECTION TYPE & SIZE	lbs (kgs)
E22.2	Cast iron	10.30 (261)	8.50 (215)	8.00 (202)	4.00 (101)	3.40 (81)	4.20 (107)	1.5" diameter 2-bolt flanges	20.7 (9.39)
E22.2B	Bronze	10.30 (261)	8.50 (215)	8.00 (202)	4.00 (101)	3.40 (81)	4.20 (107)	1.5" diameter 2-bolt flanges	20.9 (9.48)



TORONTO
+416 755 2291

BUFFALO
+716 693 8813

BIRMINGHAM
+44 (0) 8444 145 145

MANCHESTER
+44 (0) 8444 145 145

BANGALORE
+91 (0) 80 4906 3555

SHANGHAI
+86 21 3756 6696