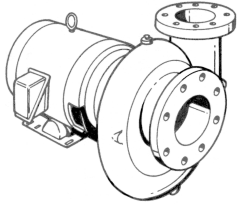


JOB:	REPRESENTATIVE:
UNIT TAG:	ORDER NO.
ENGINEER:	SUBMITTED BY:
CONTRACTOR:	APPROVED BY:
	DATE:
	DATE:
	DATE:



# 6BC

## Series 1531

### Close-Coupled Centrifugal Pumps

**SPECIFICATIONS**

FLOW \_\_\_\_\_ HEAD \_\_\_\_\_

HP \_\_\_\_\_ RPM \_\_\_\_\_

VOLTS \_\_\_\_\_

CYCLE \_\_\_\_\_ PHASE \_\_\_\_\_

ENCLOSURE \_\_\_\_\_

APPROX. WEIGHT \_\_\_\_\_

SPECIALS \_\_\_\_\_

\_\_\_\_\_

**MATERIALS OF CONSTRUCTION**

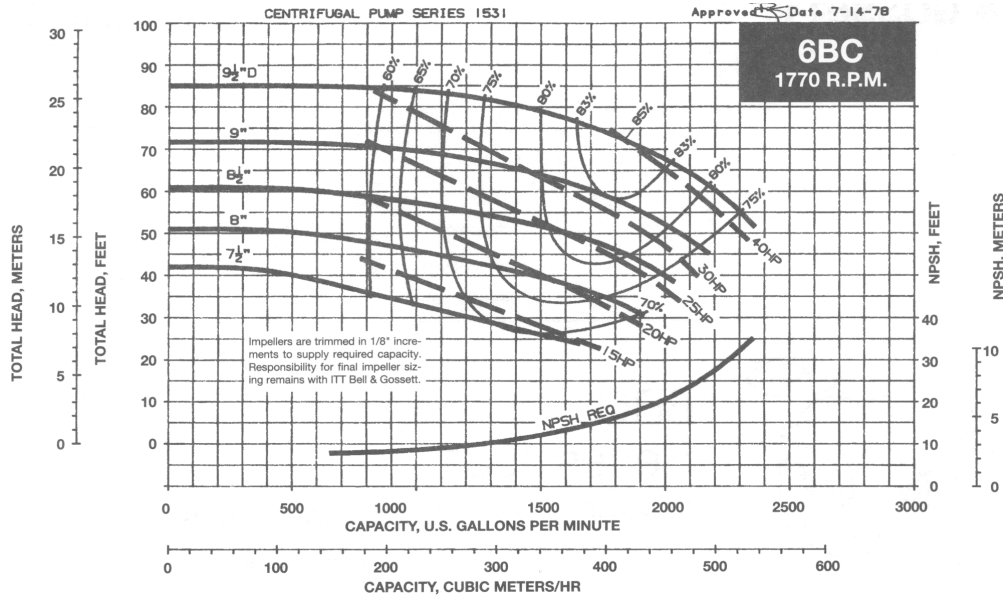
BRONZE FITTED     ALL IRON

**MAXIMUM WORKING PRESSURE**

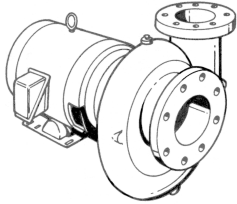
175 psi (12 bar) W.P.  
with 125# ANSI flange drilling

**TYPE OF SEAL**

- 1531 Standard Seal  
(Buna-Carbon/Ceramic)
- 1531 -F Standard Seal w/ Flush Line  
(Buna-Carbon/Ceramic)
- 1531 -S Stuffing Box construction w/ Flushed  
Mechanical Single Seal  
(EPR-Tungsten Carbide/Carbon)
- 1531 -D Stuffing Box construction w/ Flushed  
Double Mechanical Seal  
(EPR-Carbon/Ceramic)  
Requires external water source
- 1531 -PF Stuffing Box Construction  
w/ Flushed Packing  
(Graphite Impregnated Teflon)



<b>JOB:</b>   <b>UNIT TAG:</b> <b>ENGINEER:</b> <b>CONTRACTOR:</b>	<b>REPRESENTATIVE:</b>   <b>ORDER NO.</b> <b>SUBMITTED BY:</b> <b>APPROVED BY:</b>	<b>DATE:</b> <b>DATE:</b> <b>DATE:</b>
---	---	--



# 6BC

## Series 1531

### Close-Coupled Centrifugal Pumps

**SPECIFICATIONS**

FLOW \_\_\_\_\_ HEAD \_\_\_\_\_

HP \_\_\_\_\_ RPM \_\_\_\_\_

VOLTS \_\_\_\_\_

CYCLE \_\_\_\_\_ PHASE \_\_\_\_\_

ENCLOSURE \_\_\_\_\_

APPROX. WEIGHT \_\_\_\_\_

SPECIALS \_\_\_\_\_

\_\_\_\_\_

**MATERIALS OF CONSTRUCTION**

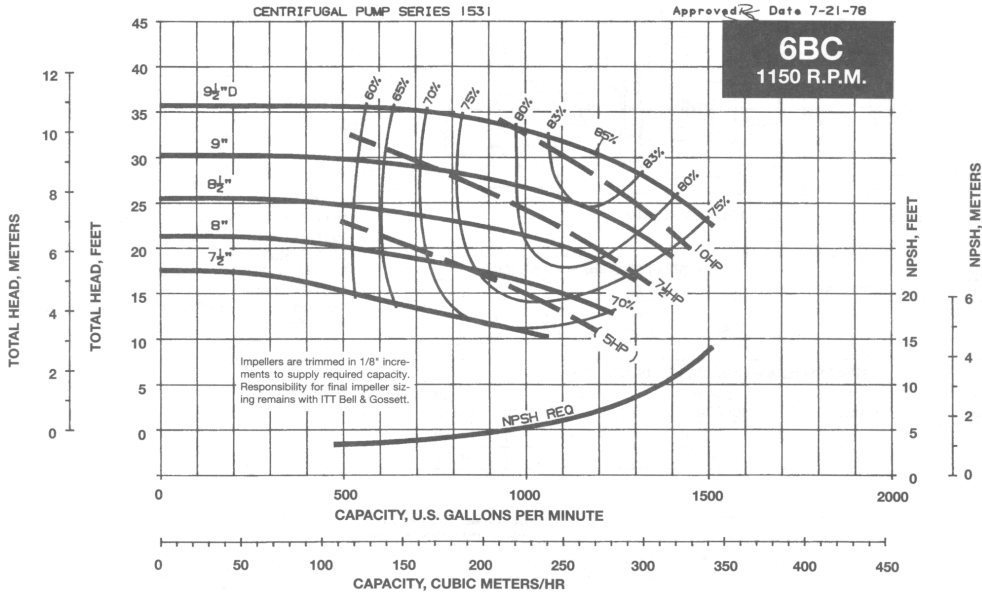
- BRONZE FITTED     ALL IRON

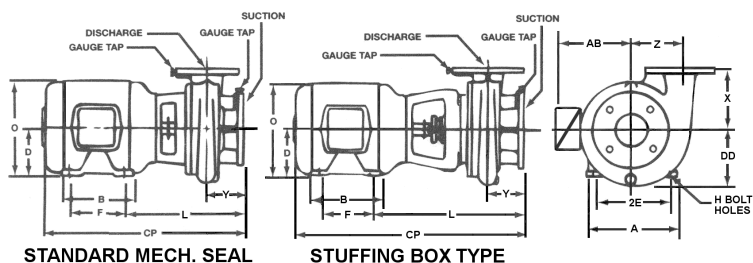
**MAXIMUM WORKING PRESSURE**

- 175 psi (12 bar) W.P.  
with 125# ANSI flange drilling

**TYPE OF SEAL**

- 1531 Standard Seal  
(Buna-Carbon/Ceramic)
- 1531 -F Standard Seal w/ Flush Line  
(Buna-Carbon/Ceramic)
- 1531 -S Stuffing Box construction w/ Flushed  
Mechanical Single Seal  
(EPR-Tungsten Carbide/Carbon)
- 1531 -D Stuffing Box construction w/ Flushed  
Double Mechanical Seal  
(EPR-Carbon/Ceramic)  
Requires external water source
- 1531 -PF Stuffing Box Construction  
w/ Flushed Packing  
(Graphite Impregnated Teflon)





SIZE OF PUMP AND DISCHARGE	SUCTION	PUMP DIMENSIONS IN INCHES (MM)			
		DD	X	Y	Z
6BC	8	10-3/8 (264)	10-1/2 (267)	7 (178)	8-1/4 (210)

125# ANSI FLANGE DIMENSIONS - INCHES (MM)				
PIPE SIZE OF FLANGE	O.D. OF FLANGE	DIA. OF BOLT CIRCLE	NO. OF BOLTS	SIZE OF BOLTS
6	12-1/8 (308)	9-1/2 (241)	8	3/4 (19)
8	14-3/4 (375)	11-3/4 (298)	8	3/4 (19)

DIMENSIONS – Inches (mm)

STANDARD SEAL 1531, 1531-F

MOTOR FRAME	A (Max)	AB (Max)	B (Max)	CP (Max)	D	2E	F	H	L	O (Max)
254JP	12-1/2 (318)	10-3/4 (273)	10-3/4 (273)	37-7/8 (962)	6-1/4 (159)	10 (254)	8-1/4 (210)	17/32 (13)	22-1/4 (565)	13-1/8 (333)
256JP	12-1/2 (318)	10-3/4 (273)	12-1/2 (318)	39-5/8 (1006)	6-1/4 (159)	10 (254)	10 (254)	17/32 (13)	22-1/4 (565)	13-1/8 (333)
284JP	14 (356)	12-5/8 (321)	12-1/2 (318)	39 (991)	7 (178)	11 (279)	9-1/2 (241)	17/32 (13)	22-1/4 (565)	15 (381)
286JP	14 (356)	12-5/8 (321)	14 (356)	40-1/2 (1029)	7 (178)	11 (279)	11 (279)	17/32 (13)	22-1/4 (565)	15 (381)
324JP	16 (406)	15-1/8 (384)	14 (356)	42 (1067)	8 (203)	12-1/2 (318)	10-1/2 (267)	21/32 (17)	22-3/4 (578)	17 (432)
326JP	16 (406)	15-1/8 (384)	15-1/2 (394)	43-1/2 (1105)	8 (203)	12-1/2 (318)	12 (305)	21/32 (17)	22-3/4 (578)	17 (432)

STUFFING BOX 1531-PF, 1531-S, 1531-D

MOTOR FRAME	A (Max)	AB (Max)	B (Max)	CP (Max)	D	2E	F	H	L	O (Max)
254JP	12-1/2 (318)	10-3/4 (273)	10-3/4 (273)	37-7/8 (962)	6-1/4 (159)	10 (254)	8-1/4 (210)	17/32 (13)	22-1/4 (565)	13-1/8 (333)
256JP	12-1/2 (318)	10-3/4 (273)	12-1/2 (318)	39-5/8 (1006)	6-1/4 (159)	10 (254)	10 (254)	17/32 (13)	22-1/4 (565)	13-1/8 (333)
284JP	14 (356)	12-5/8 (321)	12-1/2 (318)	39 (991)	7 (178)	11 (279)	9-1/2 (241)	17/32 (13)	22-1/4 (565)	15 (381)
286JP	14 (356)	12-5/8 (321)	14 (356)	40-1/2 (1029)	7 (178)	11 (279)	11 (279)	17/32 (13)	22-1/4 (565)	15 (381)
324JP	16 (406)	15-1/8 (384)	14 (356)	42 (1067)	8 (203)	12-1/2 (318)	10-1/2 (267)	21/32 (17)	22-3/4 (578)	17 (432)
326JP	16 (406)	15-1/8 (384)	15-1/2 (394)	43-1/2 (1105)	8 (203)	12-1/2 (318)	12 (305)	21/32 (17)	22-3/4 (578)	17 (432)

Dimensions are subject to change. Not to be used for construction purposes unless certified.

Xylem Inc.  
 8200 N. Austin Avenue  
 Morton Grove, IL 60053  
 Phone: (847)966-3700  
 Fax: (847)965-8379  
 www.bellgossett.com



Bell & Gossett is a trademark of Xylem Inc. or one of its subsidiaries.  
 © 2013 Xylem Inc.