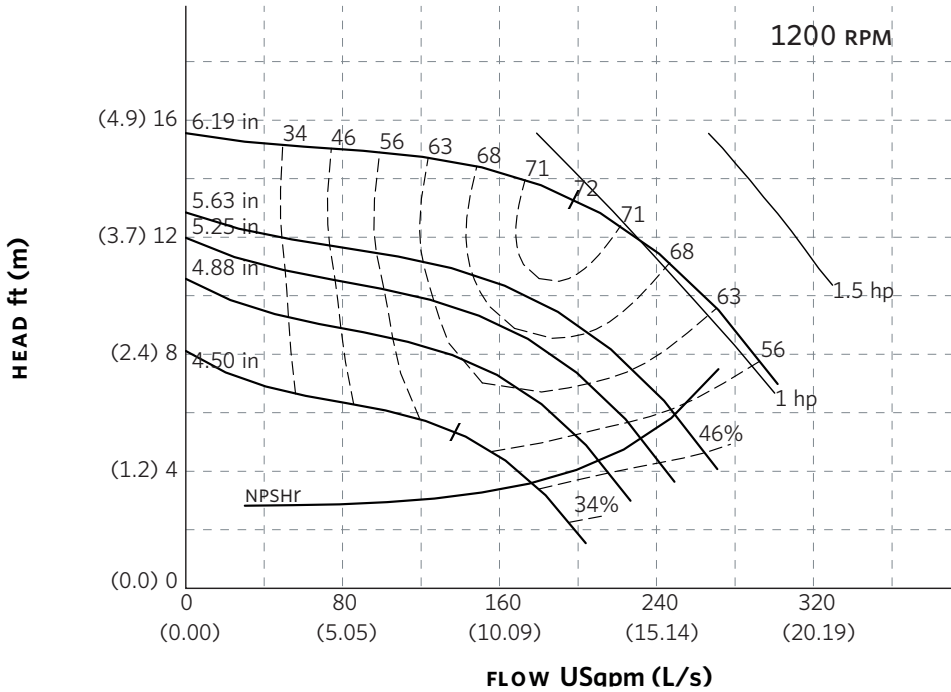


## SERIES 4300 | VERTICAL IN-LINE | 4 × 4 × 6 | PERFORMANCE CURVE

**File No:** 43-4006  
**Date:** SEPTEMBER 21, 2016  
**Supersedes:** NIL  
**Date:** MARCH 15, 2013



**Curve number**  
PT85-3-0-1200

**Series**  
4300  
4380

**Size**  
4 × 4 × 6

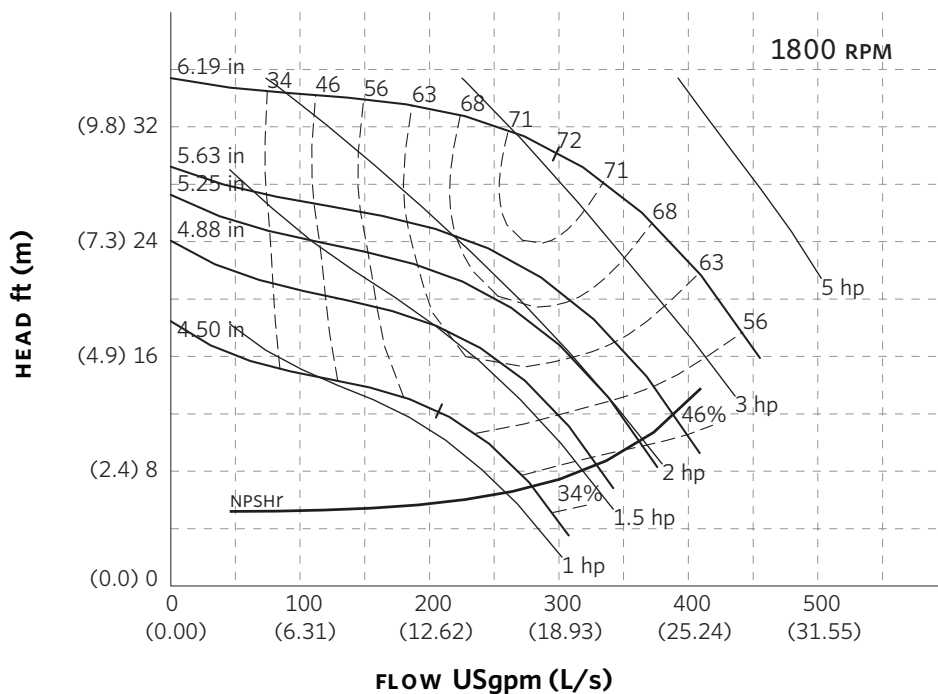
**RPM**  
1200

BHP based on shown  
Fluid's sp. gr.

**Availability**  
4300 all ratings  
4380 all ratings.

Performance  
guaranteed only  
at operating point  
indicated.

Curve shown for  
clear, cold water  
- SP. GR. 1.0000



**Curve number**  
PT85-3-0-1800

**Series**  
4300  
4380

**Size**  
4 × 4 × 6

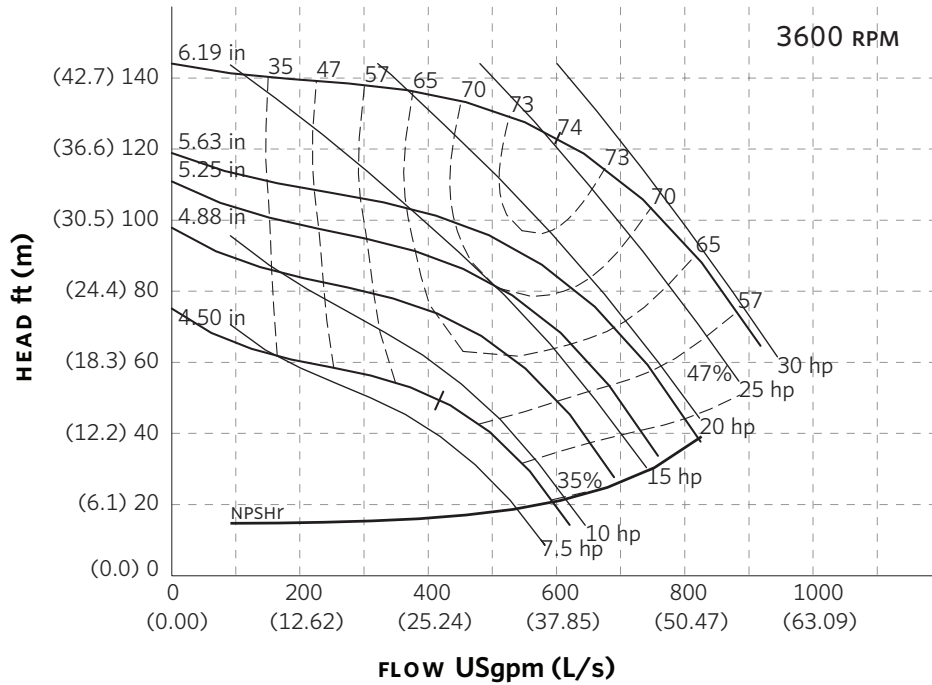
**RPM**  
1800

BHP based on shown  
Fluid's sp. gr.

**Availability**  
4300 all ratings  
4380 all ratings.

Performance  
guaranteed only  
at operating point  
indicated.

Curve shown for  
clear, cold water  
- SP. GR. 1.0000



**Curve number**  
PT86-3-0-3600

**Series**  
4300  
4380

**Size**  
4 x 4 x 6

**RPM**  
3600

BHP based on shown  
Fluid's sp. gr.

**Availability**  
4300 all ratings  
4380 all ratings.

Performance  
guaranteed only  
at operating point  
indicated.  
Curve shown for  
clear, cold water  
- SP. GR. 1.0000

TORONTO  
+1 416 755 2291

BUFFALO  
+1 716 693 8813

BIRMINGHAM  
+44 (0) 8444 145 145

MANCHESTER  
+44 (0) 8444 145 145

BANGALORE  
+91 (0) 80 4906 3555

SHANGHAI  
+86 21 3756 6696

SÃO PAULO  
+55 11 4781 5500