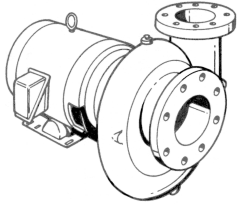


<b>JOB:</b>   <b>UNIT TAG:</b> <b>ENGINEER:</b> <b>CONTRACTOR:</b>	<b>REPRESENTATIVE:</b>   <b>ORDER NO.</b> <b>SUBMITTED BY:</b> <b>APPROVED BY:</b>	<b>DATE:</b> <b>DATE:</b> <b>DATE:</b>
---	---	--



# 4E

## Series 1531

### Close-Coupled Centrifugal Pumps

**SPECIFICATIONS**

FLOW \_\_\_\_\_ HEAD \_\_\_\_\_

HP \_\_\_\_\_ RPM \_\_\_\_\_

VOLTS \_\_\_\_\_

CYCLE \_\_\_\_\_ PHASE \_\_\_\_\_

ENCLOSURE \_\_\_\_\_

APPROX. WEIGHT \_\_\_\_\_

SPECIALS \_\_\_\_\_

**MATERIALS OF CONSTRUCTION**

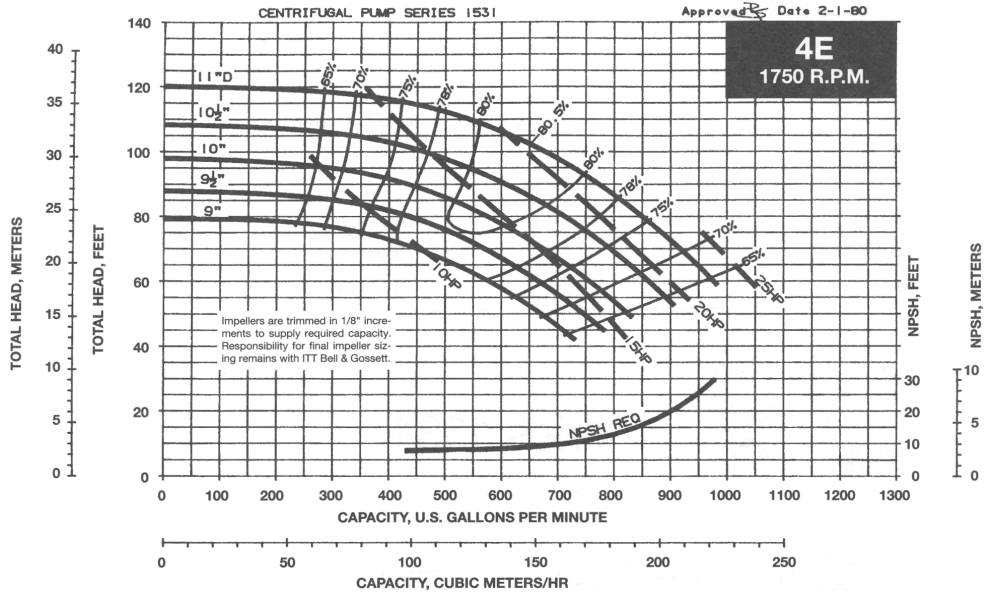
BRONZE FITTED     ALL IRON

**MAXIMUM WORKING PRESSURE**

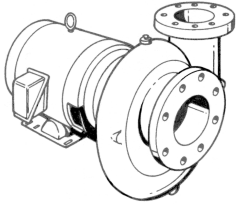
175 psi (12 bar) W.P.  
with 125# ANSI flange drilling

**TYPE OF SEAL**

- 1531 Standard Seal  
(Buna-Carbon/Ceramic)
- 1531 -F Standard Seal w/ Flush Line  
(Buna-Carbon/Ceramic)
- 1531 -S Stuffing Box construction w/ Flushed  
Mechanical Single Seal  
(EPR-Tungsten Carbide/Carbon)
- 1531 -D Stuffing Box construction w/ Flushed  
Double Mechanical Seal  
(EPR-Carbon/Ceramic)  
Requires external water source
- 1531 -PF Stuffing Box Construction  
w/ Flushed Packing  
(Graphite Impregnated Teflon)



<b>JOB:</b>   <b>UNIT TAG:</b> <b>ENGINEER:</b> <b>CONTRACTOR:</b>	<b>REPRESENTATIVE:</b>   <b>ORDER NO.:</b> <b>SUBMITTED BY:</b> <b>APPROVED BY:</b>	<b>DATE:</b> <b>DATE:</b> <b>DATE:</b>
---	--	--



# 4E

## Series 1531

### Close-Coupled Centrifugal Pumps

**SPECIFICATIONS**

FLOW \_\_\_\_\_ HEAD \_\_\_\_\_

HP \_\_\_\_\_ RPM \_\_\_\_\_

VOLTS \_\_\_\_\_

CYCLE \_\_\_\_\_ PHASE \_\_\_\_\_

ENCLOSURE \_\_\_\_\_

APPROX. WEIGHT \_\_\_\_\_

SPECIALS \_\_\_\_\_

\_\_\_\_\_

**MATERIALS OF CONSTRUCTION**

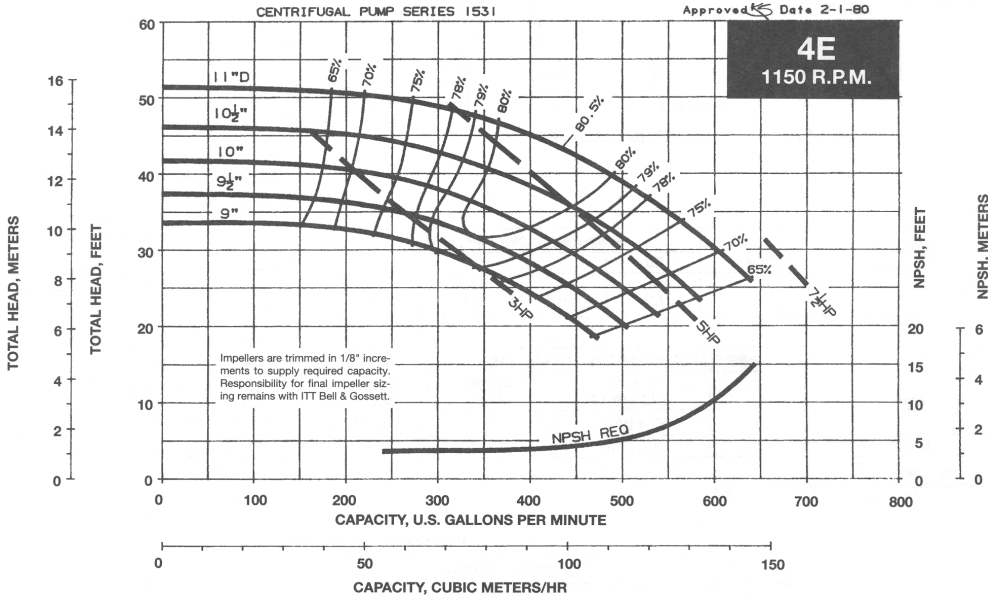
BRONZE FITTED     ALL IRON

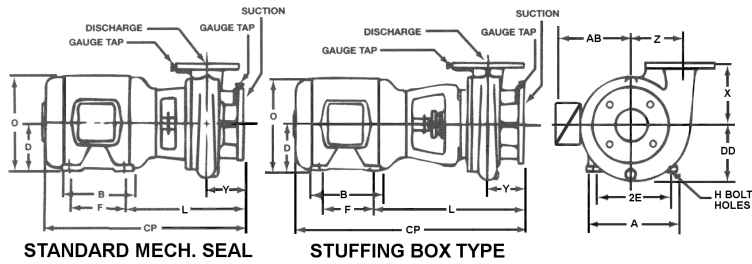
**MAXIMUM WORKING PRESSURE**

175 psi (12 bar) W.P.  
with 125# ANSI flange drilling

**TYPE OF SEAL**

- 1531 Standard Seal  
(Buna-Carbon/Ceramic)
- 1531 -F Standard Seal w/ Flush Line  
(Buna-Carbon/Ceramic)
- 1531 -S Stuffing Box construction w/ Flushed  
Mechanical Single Seal  
(EPR-Tungsten Carbide/Carbon)
- 1531 -D Stuffing Box construction w/ Flushed  
Double Mechanical Seal  
(EPR-Carbon/Ceramic)  
Requires external water source
- 1531 -PF Stuffing Box Construction  
w/ Flushed Packing  
(Graphite Impregnated Teflon)





SIZE OF PUMP AND DISCHARGE	SUCTION	PUMP DIMENSIONS IN INCHES (MM)			
		DD	X	Y	Z
4E	5	9-1/4 (235)	9-3/4 (248)	5-9/16 (141)	7-1/4 (184)

125# ANSI FLANGE DIMENSIONS - INCHES (MM)				
PIPE SIZE OF FLANGE	O.D. OF FLANGE	DIA. OF BOLT CIRCLE	NO. OF BOLTS	SIZE OF BOLTS
4	9-1/2 (241)	7-1/2 (191)	8	5/8 (16)
5	10-3/4 (273)	8-1/2 (216)	8	3/4 (19)

**DIMENSIONS – Inches (mm)**

**STANDARD SEAL 1531, 1531-F**

MOTOR FRAME	A (Max)	AB (Max)	B (Max)	CP (Max)	D	2E	F	H	L	O (Max)
213JM	10-1/2 (267)	10-3/4 (273)	7-1/2 (190)	26-1/8 (664)	5-1/4 (133)	8-1/2 (216)	5-1/2 (140)	13/32 (10)	14-7/16 (367)	11-1/8 (283)
215JM	10-1/2 (267)	10-3/4 (273)	9 (229)	27-5/8 (702)	5-1/4 (133)	8-1/2 (216)	7 (178)	13/32 (10)	14-7/16 (367)	11-1/8 (283)
254JP	12-1/2 (318)	10-3/4 (273)	10-3/4 (273)	33-7/8 (860)	6-1/4 (159)	10 (254)	8-1/4 (210)	17/32 (13)	18-3/16 (462)	13-1/8 (333)
256JP	12-1/2 (318)	10-3/4 (273)	12-1/2 (318)	35-5/8 (905)	6-1/4 (159)	10 (254)	10 (254)	17/32 (13)	18-3/16 (462)	13-1/8 (333)
284JP	14 (356)	12-5/8 (321)	12-1/2 (318)	35 (889)	7 (178)	11 (279)	9-1/2 (241)	17/32 (13)	18-3/16 (462)	15 (381)

**STUFFING BOX 1531-PF, 1531-S, 1531-D**

MOTOR FRAME	A (Max)	AB (Max)	B (Max)	CP (Max)	D	2E	F	H	L	O (Max)
213JP	10-1/2 (267)	10-3/4 (273)	7-1/2 (190)	29-3/8 (746)	5-1/4 (133)	8-1/2 (216)	5-1/2 (140)	13/32 (10)	17-11/16 (449)	11-1/8 (283)
215JP	10-1/2 (267)	10-3/4 (273)	9 (229)	30-7/8 (784)	5-1/4 (133)	8-1/2 (216)	7 (178)	13/32 (10)	17-11/16 (449)	11-1/8 (283)
254JP	12-1/2 (318)	10-3/4 (273)	10-3/4 (273)	33-7/8 (860)	6-1/4 (159)	10 (254)	8-1/4 (210)	17/32 (13)	18-3/16 (462)	13-1/8 (333)
256JP	12-1/2 (318)	10-3/4 (273)	12-1/2 (318)	35-5/8 (905)	6-1/4 (159)	10 (254)	10 (254)	17/32 (13)	18-3/16 (462)	13-1/8 (333)
284JP	14 (356)	12-5/8 (321)	12-1/2 (318)	35 (889)	7 (178)	11 (279)	9-1/2 (241)	17/32 (13)	18-3/16 (462)	15 (381)

Dimensions are subject to change. Not to be used for construction purposes unless certified.

Xylem Inc.  
 8200 N. Austin Avenue  
 Morton Grove, IL 60053  
 Phone: (847)966-3700  
 Fax: (847)965-8379  
 www.bellgossett.com

