

SERIES 4280 | END SUCTION MOTOR MOUNTED CLOSED-COUPLED | 3 × 3 × 5 | SUBMITTAL

File No: 42.52
Date: SEPTEMBER 10 2012
Supersedes: 42.52
Date: DECEMBER 15, 2010

Job: _____ Representative: _____

Order no: _____ Date: _____

Engineer: _____ Submitted by: _____ Date: _____

Contractor: _____ Approved by: _____ Date: _____

PUMP DESIGN DATA

No. of pumps: _____ Tag: _____
Capacity: _____ USgpm (L/s) Head: _____ ft (m)
Liquid: _____ Viscosity: _____
Temperature: _____ °F (°C) Specific gravity: _____
Suction: 3"(75mm) Flanged
Discharge: 3"(75mm) Flanged

MOTOR DESIGN DATA

HP: _____ RPM: _____ Frame size: _____ Enclosure: _____
Volts: _____ Hertz: 60 Hz Phase: 3
Efficiency: Energy EFF 12.11 NEMA premium 12.12

MATERIALS OF CONSTRUCTION

ANSI FLANGE RATING	ANSI 125	ANSI 250
Construction	<input type="checkbox"/> BF	<input type="checkbox"/> DBF
Casing	Cast iron	Ductile iron
Adapter	Cast iron	Ductile iron

Impeller: Bronze

Gasket: Confined non-asbestos fiber

Shaft: Carbon steel

Shaft sleeve: Bronze

MAXIMUM PUMP OPERATING CONDITIONS

ANSI 125

175 psig at 150°F (12 bars at 65°C)
140 psig at 250°F (10 bars at 121°C)

ANSI 250

300 psig at 150°F (20 bars at 65°C)
250 psig at 250°F (17 bars at 121°C)

- Tolerance of ±0.125" (±3 mm) should be used
- See performance curves on page 3
- For exact installation, data please write factory for certified dimensions
- Pump equipped with casing drain plug and ¼" NPT suction and discharge gauge ports

MECHANICAL SEAL DATA

Seal type: 2A **Stationary seat:** Silicone carbide
Secondary seal: EPDM **Rotating hardware:** Stainless steel
Spring: Stainless steel

OPTIONAL EQUIPMENT

FLUID TYPE	ALL GLYCOLS > 30% WT CONC		ALL OTHER NON-POTABLE FLUIDS		POTABLE (DRINKING) WATER	
	up to 200°F (93°C)	over 200°F (93°C)	up to 200°F (93°C)	over 200°F (93°C)	up to 200°F (93°C)	over 200°F (93°C)
Rotating face	Silicone carbide		Resin bonded carbon	Antimony loaded carbon	Resin bonded carbon	
Seat elastomer	EPDM (L-cup)	EPDM (O-ring)	EPDM (L-cup)	EPDM (O-ring)	EPDM (L-cup)	EPDM (O-ring)
Material code	SCSC L EPSS 2A	SCSC O EPSS 2A	C-SC L EPSS 2A	ACSC O EPSS 2A	C-SC L EPSS 2A	C-SC O EPSS 2A

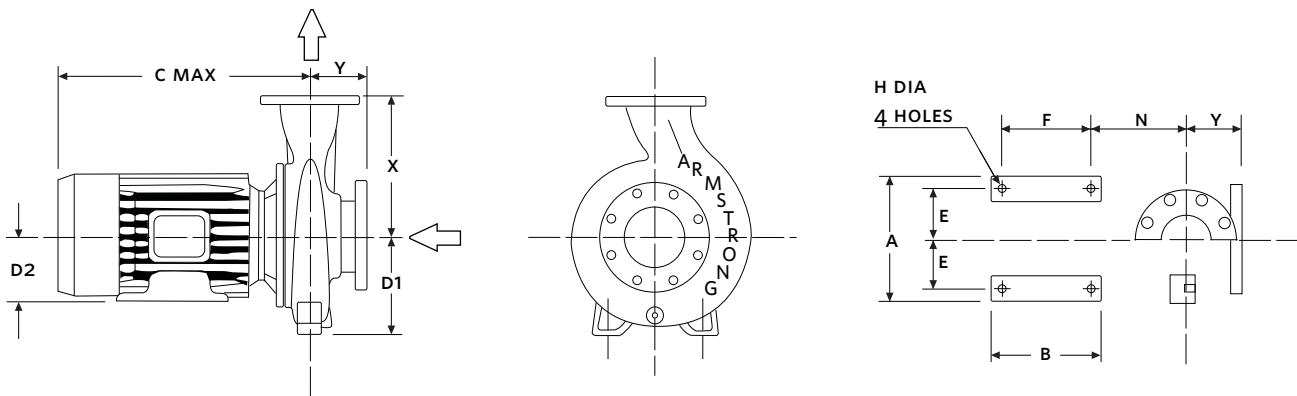
MOTOR	HP @ RPM (ODP & TEFC)		MAX. DIMENSIONS INCHES (mm)										ASSEMBLY WEIGHT*	
	3600	1800	A	B	C MAX		D1	D2	E	F	H	N	lbs (kgs)	
					ODP	TEFC							ODP	TEFC
56C	—	0.25 – 0.75	7.00 (178)	5.00 (127)	11.74 (298)	11.80 (301)	5.63 (143)	3.50 (89)	2.75 (70)	4.00 (102)	0.34 (9)	6.63 (168)	125 (56.8)	135 (61.3)
143JM	1.5	—	7.00 (178)	5.00 (127)	15.43 (392)	16.40 (417)	5.63 (143)	3.50 (89)	2.75 (70)	4.00 (102)	0.34 (9)	6.63 (168)	130 (59.0)	135 (61.3)
145JM	2	—	7.00 (178)	6.00 (152)	16.31 (414)	17.30 (440)	5.63 (143)	3.50 (89)	2.75 (70)	5.00 (127)	0.34 (9)	6.63 (168)	130 (59.0)	135 (61.3)
182JM	3	—	9.00 (229)	5.75 (146)	17.68 (449)	18.10 (459)	5.63 (143)	4.50 (114)	3.75 (95)	4.50 (114)	0.41 (10)	7.38 (187)	135 (61.3)	155 (70.4)
184JM	5	—	9.00 (229)	6.75 (171)	18.06 (459)	18.10 (460)	5.63 (143)	4.50 (114)	3.75 (95)	5.50 (140)	0.41 (10)	7.38 (187)	165 (74.9)	165 (74.9)

PUMP DIMENSIONS

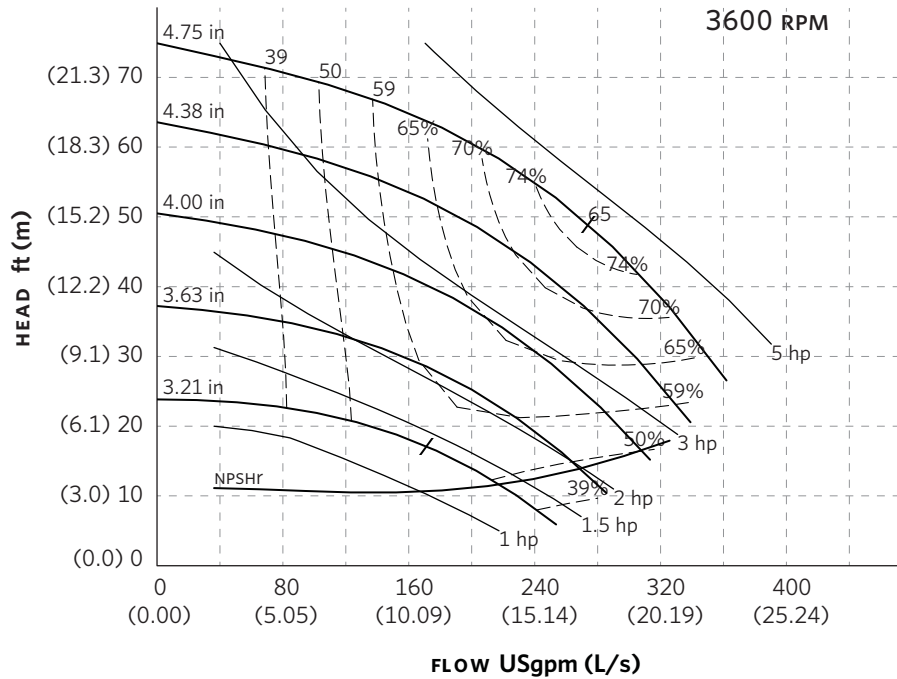
inches (mm)

X	Y
7.88 (200)	4.00 (102)

*Assembly weight combines pump and motor.



SERIES 4280 PERFORMANCE CURVES



Curve number
PT530-0-0-3600

Series
4280

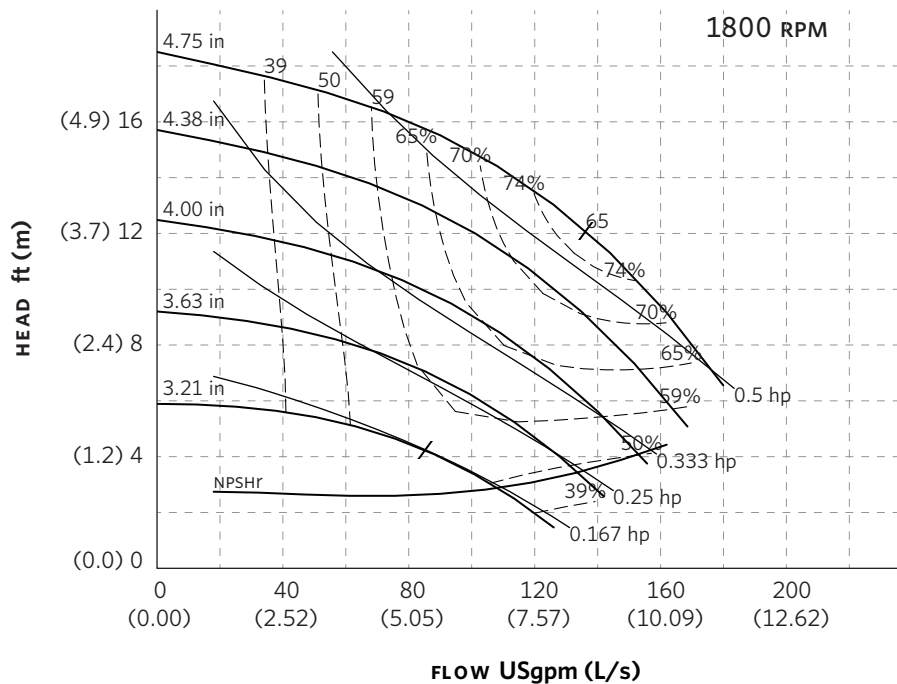
Size
3 × 3 × 5

RPM
3600

BHP based on shown Fluid's sp. gr.

Availability
4280 all ratings

Performance guaranteed only at operating point indicated.
 Curve shown for clear, cold water - SP. GR. 1.0000



Curve number
PT530-0-0-1800

Series
4280

Size
3 × 3 × 5

RPM
1800

BHP based on shown Fluid's sp. gr.

Availability
4280 all ratings

Performance guaranteed only at operating point indicated.
 Curve shown for clear, cold water - SP. GR. 1.0000

Performance curves are for reference only.
 Confirm current performance data with Armstrong ACE ONLINE selection software.

TORONTO

23 BERTRAND AVENUE
TORONTO, ONTARIO
CANADA
M1L 2P3
+1 416 755 2291

BUFFALO

93 EAST AVENUE
NORTH TONAWANDA, NEW YORK
U.S.A.
14120-6594
+1 716 693 8813

BIRMINGHAM

HEYWOOD WHARF, MUCKLOW HILL
HALESOWEN, WEST MIDLANDS
UNITED KINGDOM
B62 8DJ
+44 (0) 8444 145 145

MANCHESTER

WENLOCK WAY
MANCHESTER
UNITED KINGDOM
M12 5JL
+44 (0) 8444 145 145

BANGALORE

#59, FIRST FLOOR, 3RD MAIN
MARGOSA ROAD, MALLESWARAM
BANGALORE, INDIA
560 003
+91 (0) 80 4906 3555

SHANGHAI

NO. 1619 HU HANG ROAD, XI DU TOWNSHIP
FENG XIAN DISTRICT, SHANGHAI
P.R.C.
201401
+86 21 3756 6696

ARMSTRONG INTEGRATED
ESTABLISHED 1934

ARMSTRONGINTEGRATED.COM

**MAKING
ENERGY
MAKE
SENSE™**