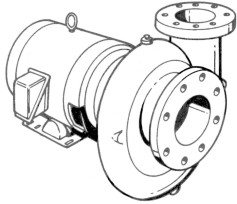


<b>JOB:</b>   <b>UNIT TAG:</b> <b>ENGINEER:</b> <b>CONTRACTOR:</b>	<b>REPRESENTATIVE:</b>   <b>ORDER NO.</b> <b>SUBMITTED BY:</b> <b>APPROVED BY:</b>	<b>DATE:</b> <b>DATE:</b> <b>DATE:</b>
---	---	--



# 3E

## Series 1531

### Close-Coupled Centrifugal Pumps

**SPECIFICATIONS**

FLOW \_\_\_\_\_ HEAD \_\_\_\_\_

HP \_\_\_\_\_ RPM \_\_\_\_\_

VOLTS \_\_\_\_\_

CYCLE \_\_\_\_\_ PHASE \_\_\_\_\_

ENCLOSURE \_\_\_\_\_

APPROX. WEIGHT \_\_\_\_\_

SPECIALS \_\_\_\_\_

\_\_\_\_\_

**MATERIALS OF CONSTRUCTION**

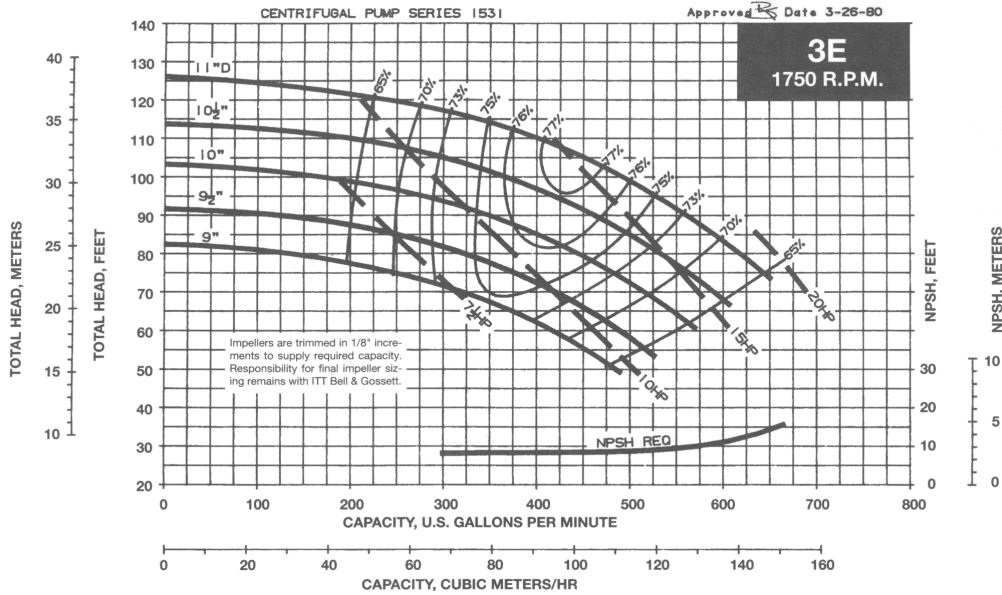
BRONZE FITTED     ALL IRON

**MAXIMUM WORKING PRESSURE**

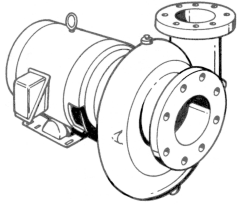
175 psi (12 bar) W.P.  
with 125# ANSI flange drilling

**TYPE OF SEAL**

- 1531 Standard Seal  
(Buna-Carbon/Ceramic)
- 1531 -F Standard Seal w/ Flush Line  
(Buna-Carbon/Ceramic)
- 1531 -S Stuffing Box construction w/ Flushed  
Mechanical Single Seal  
(EPR-Tungsten Carbide/Carbon)
- 1531 -D Stuffing Box construction w/ Flushed  
Double Mechanical Seal  
(EPR-Carbon/Ceramic)  
Requires external water source
- 1531 -PF Stuffing Box Construction  
w/ Flushed Packing  
(Graphite Impregnated Teflon)



<b>JOB:</b>   <b>UNIT TAG:</b> <b>ENGINEER:</b> <b>CONTRACTOR:</b>	<b>REPRESENTATIVE:</b>   <b>ORDER NO.</b> <b>SUBMITTED BY:</b> <b>APPROVED BY:</b>	<b>DATE:</b> <b>DATE:</b> <b>DATE:</b>
---	---	--



# 3E

## Series 1531

### Close-Coupled Centrifugal Pumps

**SPECIFICATIONS**

FLOW \_\_\_\_\_ HEAD \_\_\_\_\_

HP \_\_\_\_\_ RPM \_\_\_\_\_

VOLTS \_\_\_\_\_

CYCLE \_\_\_\_\_ PHASE \_\_\_\_\_

ENCLOSURE \_\_\_\_\_

APPROX. WEIGHT \_\_\_\_\_

SPECIALS \_\_\_\_\_

**MATERIALS OF CONSTRUCTION**

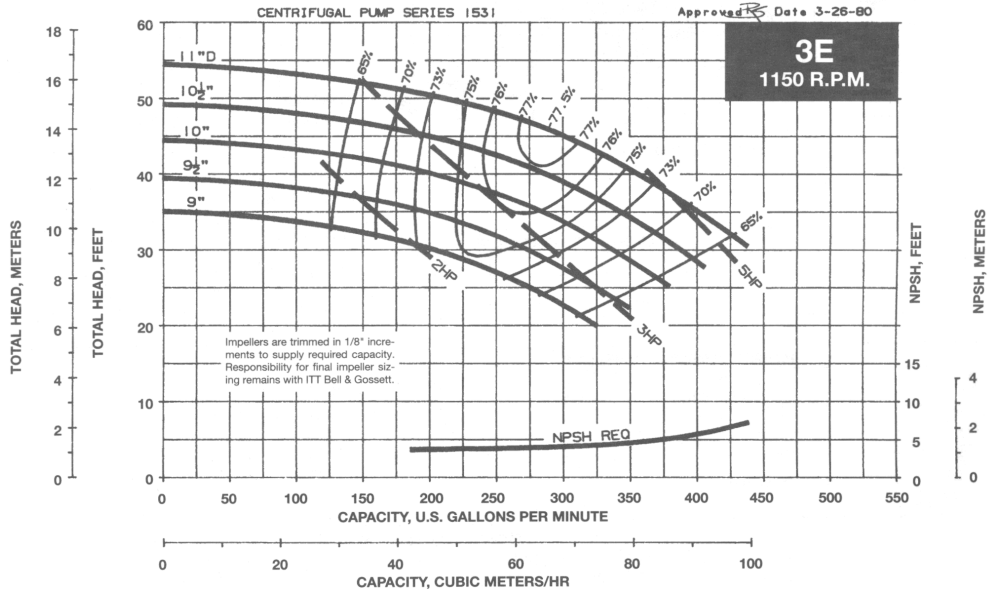
BRONZE FITTED     ALL IRON

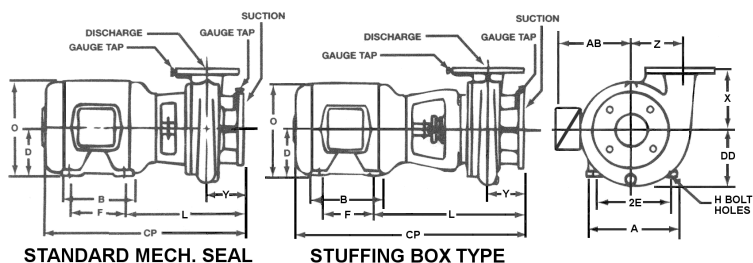
**MAXIMUM WORKING PRESSURE**

175 psi (12 bar) W.P.  
with 125# ANSI flange drilling

**TYPE OF SEAL**

- 1531 Standard Seal  
(Buna-Carbon/Ceramic)
- 1531 -F Standard Seal w/ Flush Line  
(Buna-Carbon/Ceramic)
- 1531 -S Stuffing Box construction w/ Flushed  
Mechanical Single Seal  
(EPR-Tungsten Carbide/Carbon)
- 1531 -D Stuffing Box construction w/ Flushed  
Double Mechanical Seal  
(EPR-Carbon/Ceramic)  
Requires external water source
- 1531 -PF Stuffing Box Construction  
w/ Flushed Packing  
(Graphite Impregnated Teflon)





SIZE OF PUMP AND DISCHARGE	SUCTION	PUMP DIMENSIONS IN INCHES (MM)			
		DD	X	Y	Z
3E	4	8-1/2 (216)	9-1/2 (241)	5-1/2 (140)	7-3/8 (187)

125# ANSI FLANGE DIMENSIONS - INCHES (MM)				
PIPE SIZE OF FLANGE	O.D. OF FLANGE	DIA. OF BOLT CIRCLE	NO. OF BOLTS	SIZE OF BOLTS
3	8 (203)	6 (152)	4	5/8 (16)
4	9-1/2 (241)	7-1/2 (191)	8	5/8 (16)

**DIMENSIONS – Inches (mm) STANDARD SEAL 1531, 1531-F**

MOTOR FRAME	A (Max)	AB (Max)	B (Max)	CP (Max)	D	2E	F	H	L	O (Max)
184JM	9 (229)	8-1/2 (216)	7-1/2 (190)	23-3/4 (603)	4-1/2 (114)	7-1/2 (190)	5-1/2 (140)	13/32 (10)	13-1/2 (343)	9-3/8 (238)
213JM	10-1/2 (267)	10-3/4 (273)	7-1/2 (190)	26 (660)	5-1/4 (133)	8-1/2 (216)	5-1/2 (140)	13/32 (10)	14-3/8 (365)	11-1/8 (283)
215JM	10-1/2 (267)	10-3/4 (273)	9 (229)	27-1/2 (698)	5-1/4 (133)	8-1/2 (216)	7 (178)	13/32 (10)	14-3/8 (365)	11-1/8 (283)
254JP	12-1/2 (318)	10-3/4 (273)	10-3/4 (273)	33-3/4 (857)	6-1/4 (159)	10 (254)	8-1/4 (210)	17/32 (13)	18-1/8 (460)	13-1/8 (333)
256JP	12-1/2 (318)	10-3/4 (273)	12-1/2 (318)	35-1/2 (902)	6-1/4 (159)	10 (254)	10 (254)	17/32 (13)	18-1/8 (460)	13-1/8 (333)

**STUFFING BOX 1531-PF, 1531-S, 1531-D**

MOTOR FRAME	A (Max)	AB (Max)	B (Max)	CP (Max)	D	2E	F	H	L	O (Max)
184JP	9 (229)	8-1/2 (216)	7-1/2 (190)	26-7/8 (683)	4-1/2 (114)	7-1/2 (190)	5-1/2 (140)	13/32 (10)	16-1/2 (419)	9-3/8 (238)
213JP	10-1/2 (267)	10-3/4 (273)	7-1/2 (190)	29-1/4 (743)	5-1/4 (133)	8-1/2 (216)	5-1/2 (140)	13/32 (10)	17-5/8 (448)	11-1/8 (283)
215JP	10-1/2 (267)	10-3/4 (273)	9 (229)	30-3/4 (781)	5-1/4 (133)	8-1/2 (216)	7 (178)	13/32 (10)	17-5/8 (448)	11-1/8 (283)
254JP	12-1/2 (318)	10-3/4 (273)	10-3/4 (273)	33-3/4 (857)	6-1/4 (159)	10 (254)	8-1/4 (210)	17/32 (13)	18-1/8 (460)	13-1/8 (333)
256JP	12-1/2 (318)	10-3/4 (273)	12-1/2 (318)	35-1/2 (902)	6-1/4 (159)	10 (254)	10 (254)	17/32 (13)	18-1/8 (460)	13-1/8 (333)

Dimensions are subject to change. Not to be used for construction purposes unless certified.

Xylem Inc.  
 8200 N. Austin Avenue  
 Morton Grove, IL 60053  
 Phone: (847)966-3700  
 Fax: (847)965-8379  
 www.bellgossett.com



Bell & Gossett is a trademark of Xylem Inc. or one of its subsidiaries.  
 © 2013 Xylem Inc.