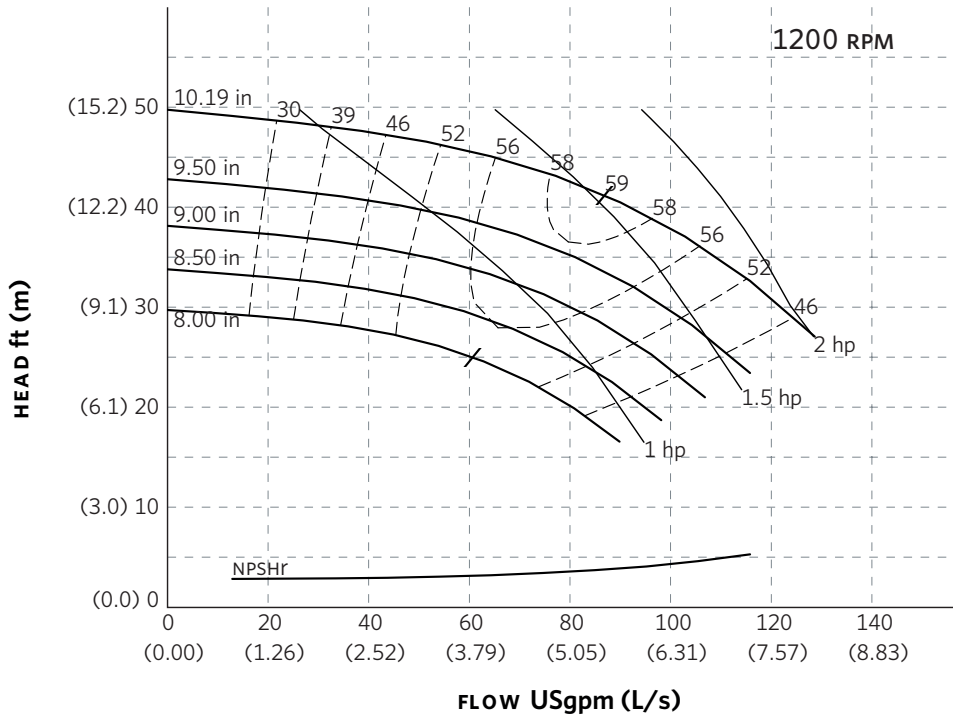


SERIES 4300 | VERTICAL IN-LINE | 2 × 2 × 10 | PERFORMANCE CURVE

File No: 43-4024
Date: SEPTEMBER 21, 2016
Supersedes: NIL
Date: MARCH 15, 2013



Curve number
PT35-2-0-1200

Series
4300
4380

Size
2 X 2 X 10

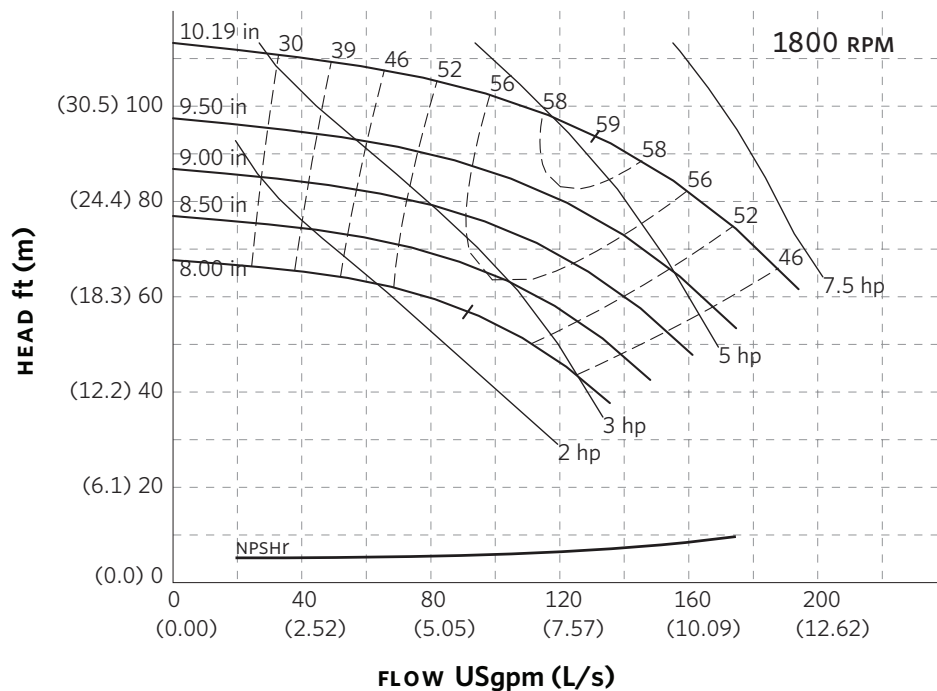
RPM
1200

BHP based on shown
Fluid's sp. gr.

Availability
4300 FR 143 MIN
4380 all ratings.

Performance
guaranteed only
at operating point
indicated.

Curve shown for
clear, cold water
- SP. GR. 1.0000



Curve number
PT35-2-0-1800

Series
4300
4380

Size
2 X 2 X 10

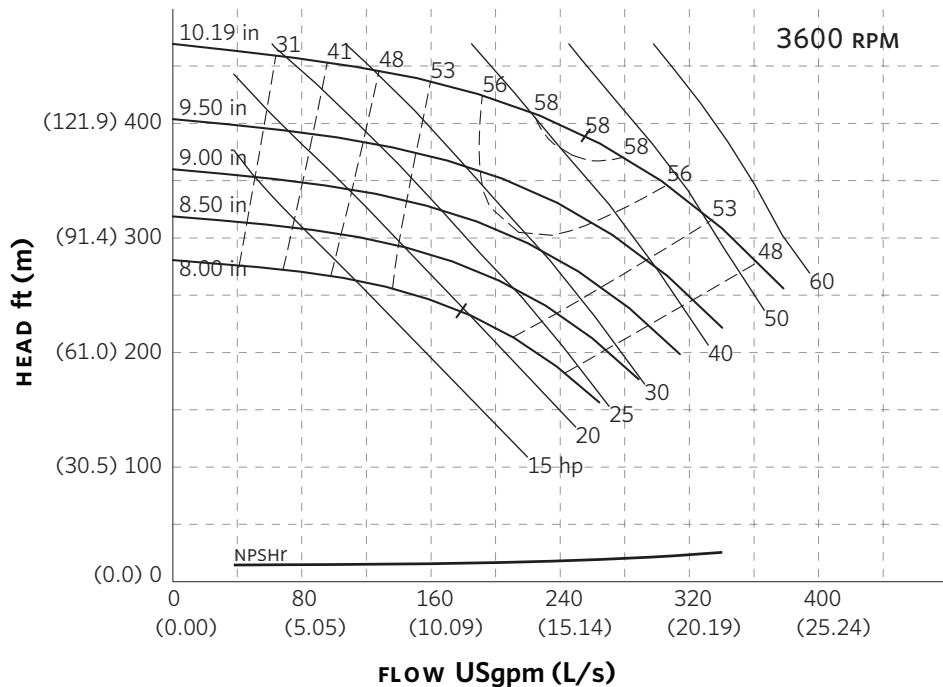
RPM
1800

BHP based on shown
Fluid's sp. gr.

Availability
4300 all ratings
4380 all ratings.

Performance
guaranteed only
at operating point
indicated.

Curve shown for
clear, cold water
- SP. GR. 1.0000



Curve number
PT36-2-0-3600

Series
4300
4380

Size
2 X 2 X 10

RPM
3600

BHP based on shown
Fluid's sp. gr.

Availability
4300 all ratings
4380 all ratings.

Performance
guaranteed only
at operating point
indicated.
Curve shown for
clear, cold water
- SP. GR. 1.0000

TORONTO

+1 416 755 2291

BUFFALO

+1 716 693 8813

BIRMINGHAM

+44 (0) 8444 145 145

MANCHESTER

+44 (0) 8444 145 145

BANGALORE

+91 (0) 80 4906 3555

SHANGHAI

+86 21 3756 6696

SÃO PAULO

+55 11 4781 5500