

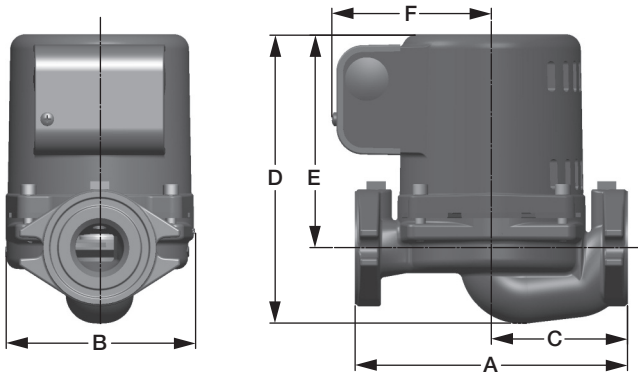
EFFECTIVE: March 1, 2015

SUPERSEDES: December 19, 2014

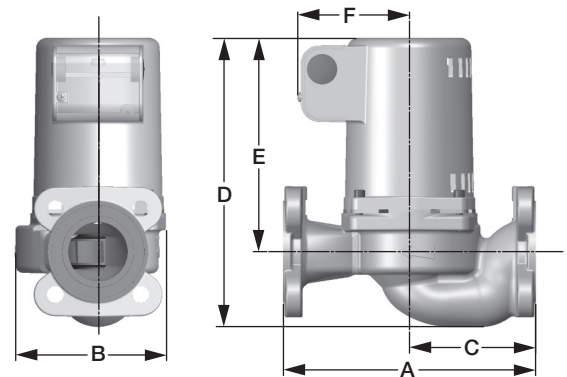
JOB _____ ENGINEER _____ CONTRACTOR _____ REP. _____

ITEM	MODEL NO.	G.P.M.	HEAD (FT.)	H.P.	ELEC. CHAR.
------	-----------	--------	------------	------	-------------

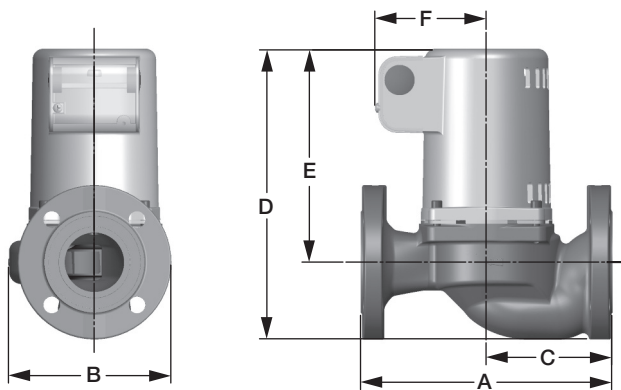
Models 2400-10-3P thru 2400-50S/2-3P



Models 2400-60-3P thru 2400-70S-3P



Models 2400-70/3-3P and 2400-70S/3-3P



PUMP DIMENSIONS & WEIGHTS

All dimensions and weights are approximate.

CAST IRON MODEL	STAINLESS STEEL MODEL	A		B		C		D		E		F		SHIP WEIGHT	
		IN.	MM	IN.	MM	IN.	MM	IN.	MM	IN.	MM	IN.	MM	LBS.	KG
2400-10-3P	2400-10S-3P	6 ³ / ₈	162	4 ¹ / ₂	114	3 ³ / ₁₆	82	6 ⁷ / ₈	175	5	127	3 ³ / ₄	95	11.5	5.3
2400-20-3P	2400-20S-3P	6 ³ / ₈	162	4 ¹ / ₂	114	3 ³ / ₁₆	82	6 ⁷ / ₈	175	5	127	3 ³ / ₄	95	12.0	5.5
2400-30-3P	2400-30S-3P	8 ¹ / ₂	216	4 ³ / ₄	121	4 ¹ / ₄	108	8	203	5 ¹ / ₄	133	3 ³ / ₄	95	14.5	6.6
2400-40-3P	2400-40S-3P	8 ¹ / ₂	216	4 ³ / ₄	121	4 ¹ / ₄	108	8	203	5 ¹ / ₄	133	3 ³ / ₄	95	14.5	6.6
2400-45-3P	2400-45S-3P	6 ³ / ₈	162	4 ⁵ / ₈	119	3 ³ / ₁₆	82	8 ³ / ₄	222	6 ⁷ / ₈	175	3 ³ / ₄	95	15.0	6.8
2400-50-3P	2400-50S-3P	6 ³ / ₈	162	4 ⁵ / ₈	119	3 ³ / ₁₆	82	8 ³ / ₄	222	6 ⁷ / ₈	175	3 ³ / ₄	95	16.0	7.3
2400-50/2-3P	2400-50S/2-3P	6 ³ / ₈	162	5 ¹ / ₄	133	3 ³ / ₁₆	82	8 ³ / ₄	222	6 ⁷ / ₈	175	3 ³ / ₄	95	16.5	7.5
2400-60-3P	2400-60S-3P	8 ¹ / ₂	216	5 ³ / ₁₆	132	4 ¹ / ₄	108	7 ⁷ / ₈	200	5 ¹ / ₄	133	3 ³ / ₄	95	18.0	8.2
2400-65-3P	2400-65S-3P	8 ¹ / ₂	216	5 ¹ / ₂	140	4 ¹ / ₄	108	9 ⁷ / ₈	251	7 ¹ / ₄	184	3 ³ / ₄	95	22.0	10.0
2400-70-3P	2400-70S-3P	8 ¹ / ₂	216	5 ¹ / ₂	140	4 ¹ / ₄	108	9 ⁷ / ₈	251	7 ¹ / ₄	184	3 ³ / ₄	95	23.0	10.4
2400-70/3-3P	2400-70S/3-3P	8 ¹ / ₂	216	6 ⁵ / ₈	168	4 ¹ / ₄	108	10 ¹ / ₂	267	7 ¹ / ₄	184	3 ³ / ₄	95	29.0	13.2

MATERIALS OF CONSTRUCTION

Casing: Cast Iron or Stainless Steel
 Seal Face Plate: Stainless Steel
 Motor Housing: Aluminum
 Impeller: 30% Glass-filled Noryl® *
 Impeller Insert: Stainless Steel
 Shaft: Stainless Steel
 Mechanical Seal: Carbon/Silicon-Carbide
 Motor Bearings: Permanently lubricated ball bearing
 O-Ring/Flange Gaskets: EPDM

* Noryl is a registered trademark of General Electric Co.

MODEL NOMENCLATURE

S – Stainless Steel, Flanged
 Y – 230V/60/1 Motor

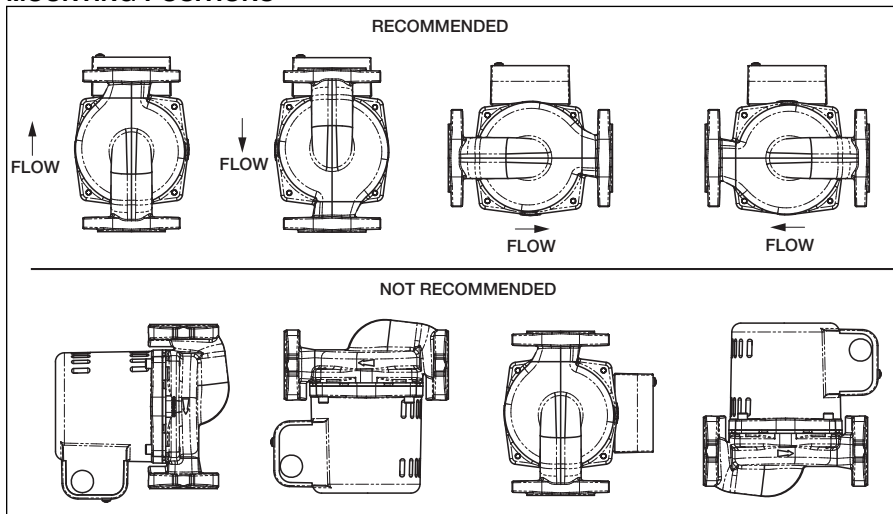
PERFORMANCE DATA

Maximum Flow: 90 GPM
 Maximum Head: 46 Feet
 Minimum Fluid Temp: 40°F (4°C)
 Maximum Fluid Temp: 225°F (107°C)
 Maximum Working Pressure: 150psi

ELECTRICAL DATA

Model Number	Hz	Ph	Amps		RPM	HP
			115 V	230 V		
2400-10-3P	60	1	1.4	0.54	3450	1/10
2400-20-3P			1.9	1.0		1/6
2400-30-3P			1.9	1.0		1/6
2400-40-3P			1.9	1.0		1/6
2400-45-3P			3.6	1.7		1/3
2400-50-3P			4.9	2.4		1/2
2400-60-3P			1.9	1.0		1/6
2400-65-3P			3.6	1.7		1/3
2400-70-3P			4.9	2.4		1/2
Motor Type			Open drip proof, permanent split capacitor, thermally protected			

MOUNTING POSITIONS



2400 SERIES COMPANION FLANGE SETS

Models	CONNECTION	3/4"	1"	1 1/4"	1 1/2"	2"	2 1/2"	3"
2400-10/10S-3P 2400-20/20S-3P 2400-45/45S-3P 2400-50/50S-3P	Iron NPT	110-251F	110-252F	110-253F	110-254F	–	–	–
	S. Steel NPT	110-251SF	110-252SF	110-253SF	110-254SF	–	–	–
	Bronze SWT	110-523BSF	110-524BSF	110-525BSF	110-526BSF	–	–	–
	Shut-Off NPT	SF-075T	SF-100T	SF-125T	SF-150T	–	–	–
	Shut-Off SWT	SF-075S	SF-100S	SF-125S	SF-150S	–	–	–
2400-50/50S/2-3P 2", 2 bolt	Iron NPT	–	–	–	–	194-2124F	–	–
	S. Steel NPT	–	–	–	–	194-2124SF	–	–
2400-30/30S-3P 2400-40/40S-3P	Iron NPT	–	–	194-1540F	194-1542F	–	–	–
	S. Steel NPT	–	–	194-1540SF	194-1542SF	–	–	–
	Shut-Off NPT	–	–	SF-125T-0012	SF-150T-0012	–	–	–
	Shut-Off SWT	–	–	SF-125S-0012	SF-150S-0012	–	–	–
2400-60/60S-3P 2400-65/65S-3P 2400-70/70S-3P	Iron NPT	–	–	–	–	185-086C	–	–
	Bronze NPT	–	–	–	–	185-086B	–	–
2400-70/70S/3-3P 3", 4 bolt	Iron NPT	–	–	–	–	–	185-112C	185-113C
	Bronze NPT	–	–	–	–	–	185-112B	185-113B

Taco Comfort Solutions™ A Taco Group Company

Taco, Inc., 1160 Cranston Street, Cranston, RI 02920 | Tel: (401) 942-8000 | FAX: (401) 942-2360

Taco (Canada), Ltd., 8450 Lawson Road, Suite #3, Milton, Ontario L9T 0J8 | Tel: (905) 564-9422 | FAX: (905) 564-9436

Visit our web site: www.TacoComfort.com | Printed in USA | ©2015 Taco, Inc.

