

PERFORMANCE

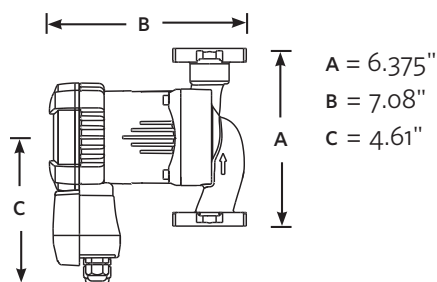
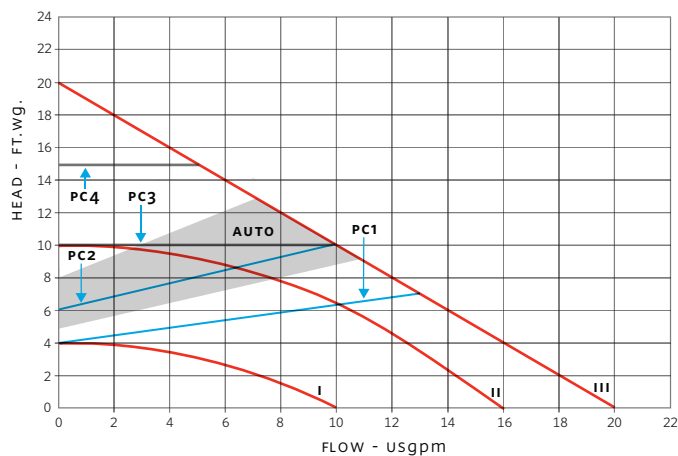
POWER RANGE 5W-45W

MAX FLOW RATE 20 USgpm

MAX HEAD PRESSURE 20 ft

MODEL	ITEM NO.
COMPASS 20 -20CI	180203-606 (flange)
*COMPASS 20-20SS	180203-607 (flange)
COMPASS 20-20SSU	180203-604 (union)

COMPASS PERFORMANCE CURVES



EIGHT MODE OPTIONS

AUTO Circulator adapts to system demand over time.

PC1 Lowest proportional-pressure curve

PC2 Highest proportional-pressure curve

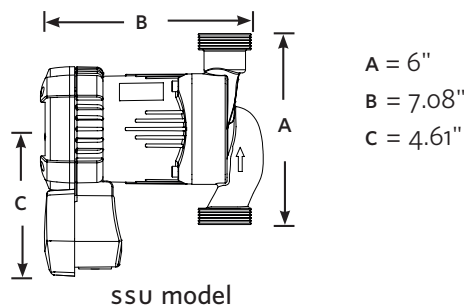
PC3 Lowest constant-pressure curve

PC4 Highest constant pressure curve

III Highest constant speed

II Medium constant speed

I Lowest constant speed



TORONTO

+1 416 755 2291

BUFFALO

+1 716 693 8813

BIRMINGHAM

+44 (0) 8444 145 145

MANCHESTER

+44 (0) 8444 145 145

BANGALORE

+91 (0) 80 4906 3555

SHANGHAI

+86 21 3756 6696

SÃO PAULO

+55 11 4781 5500

For more information, contact your Armstrong representative or visit us at:

ArmstrongFluidTechnology.com/ContactUs



ARMSTRONG FLUID TECHNOLOGY
ESTABLISHED 1934

ARMSTRONGFLUIDTECHNOLOGY.COM

MAKING
ENERGY
MAKE
SENSE™