

Nederman

IMPROVING YOUR WORKSPACE



**Extraction arms
for every type of application**



Improved workspaces within arm's reach

A workspace free from dust, hazardous particles, fumes and exhaust is good in many ways. It improves the working conditions, minimizes stress on health, improves productivity and reduces safety risks. It also means less damages and malfunctions on tools and equipment and safeguards the quality of finished products.

The Nederman range of extraction arms covers a wide variety of applications. All arms are highly flexible and simple to use. Together with fans and filters you get workplaces that are clean, safe and efficient.

Heavy applications



NEX HD

The ultimate, heavy-duty arm for tough applications

Heavy engineering works: welding, laser cutting, grinding with spatter.
Max fume temp: +120°C
Required airflow: 1000 – 1900 m³/h



NEX MD

A sturdy arm for medium to heavy applications

Workshops, metal fabrication industries, grinding, baking, handling with powder.
Max fume temp: +70°C
Required airflow: 900 – 1300 m³/h

Light applications



Nederman Telescopic

A handy solution for light applications in small work areas

Extraction of fumes, vapours and dust at a limited space, small workshops, schools, training centres.
Max fume temp: +70°C
Required airflow: 600 – 1000 m³/h



Nederman Standard

The "extra" arm for non-frequent use in light applications

Extraction of fumes, vapours and dust at a limited space, small workshops, schools, training centres. The arm is available as complete easy-to-assembly kit.
Max fume temp: +70°C
Required airflow: 600 – 900 m³/h

Light and medium applications



Nederman Original

An all-round arm for medium applications

Workshops, repair work, light metal fabrication shops.
Max fume temp: +70°C
Required airflow: 700 – 1000 m³/h

Larger working areas



Nederman Fume Extractor on Rail

Fume extractor trolley with the rail system ALU 150 enable all the Nederman extraction arms to cover long work pieces and long work areas.



Nederman Extension Arm

Gives the extraction arm an extra reach of up to +4.2 m. Can be used in combination with all the arms in the Nederman range.

NEX HD

The ultimate, heavy duty arm for tough applications



NEX HD has a patented ball joint hood suspension. This, in combination with the parallelogram construction, enables an easy and precise manoeuvrability of hood and arm.

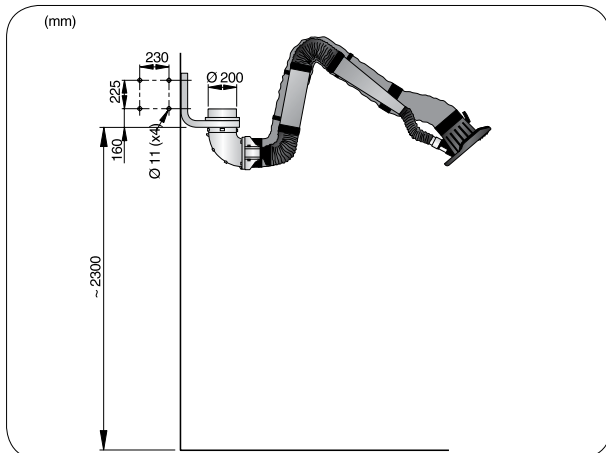
Nederman NEX HD with a Ø 200 mm hose is the ultimate arm for heavy duty welding, metal spraying and grinding. The aluminium hood resists high temperatures. Typical applications are workplaces in the metal fabrication industries where large airflows is needed.

- The arm can rotate 360°
- Perfectly balanced and simple to position
- External support mechanism for optimal suction efficiency
- Encapsulated arm support mechanism – protects the arm against dust and dirt
- Can be mounted on brackets, extension arms and exhaust rails
- Can be connected to a single fan or a central system
- Equipped with a damper in the hood – saves energy when not in operation
- Hood with integrated lamp and start/stop switch for fan (accessory)
- The design of the hood ensures very high capture capacity and a low noise level

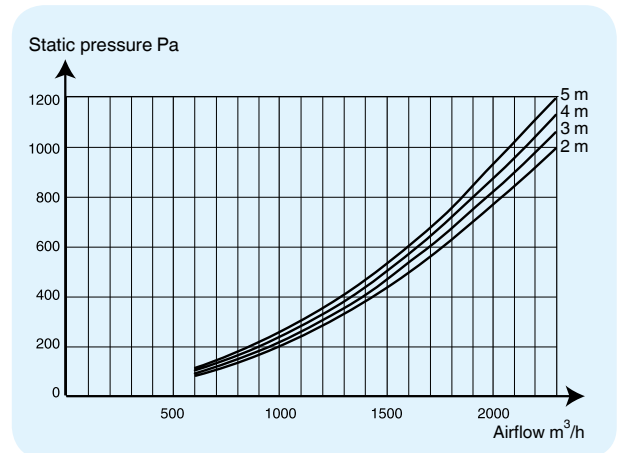
Arm lengths: _____ 2, 3, 4, 5 m
 Ducting diameter: _____ Ø200 mm
 Recommended airflow: _____ 1000 - 1900 m³/h
 Max temp of extracted air: _____ +120°C

Art. No:
 2 m: _____ 10560232
 3 m: _____ 10560332
 4 m: _____ 10560432
 5 m: _____ 10560532

Dimensions NEX HD Extraction Arm



Pressure drop NEX HD Extraction Arm



Nederman NEX MD

A sturdy arm for medium to heavy applications



NEX MD has a patented ball joint hood suspension. This, in combination with the parallelogram construction, enables an easy and precise manoeuvrability of hood and arm.

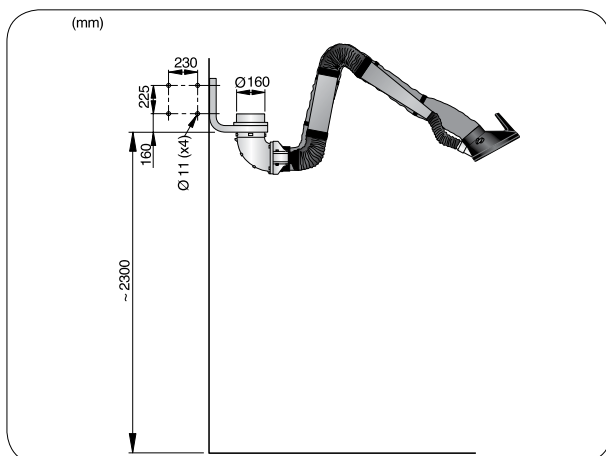
Nederman NEX MD is a new extraction arm for medium to heavy duty applications. The arm has a Ø160 mm hose, which together with the external arm system provide a high air flow and a low pressure drop.

- Robust swivel - allows 360° rotation
- Perfectly balanced and simple to position
- Encapsulated support mechanism protects the arm against dust and dirt
- Can be mounted on brackets, extension arms and exhaust rails
- Can be connected to a single fan or to a ducted system
- The design of the hood ensures very high capture capacity and low noise level
- Equipped with a damper in the hood - saves energy when not in operation
- The hose is easy to remove for cleaning

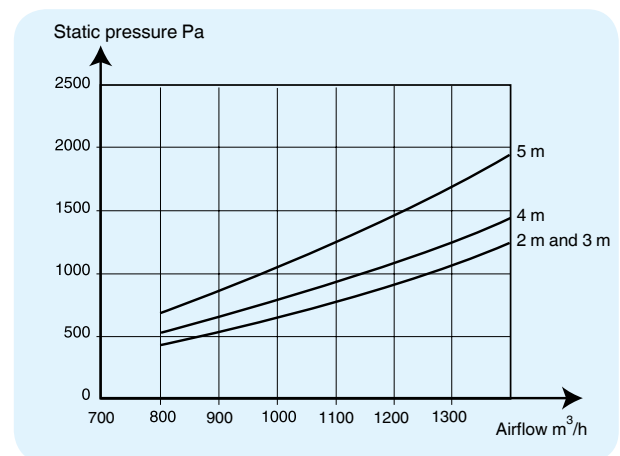
Arm lengths: _____ 2, 3, 4, 5 m
 Ducting diameter: _____ Ø160 mm
 Recommended airflow: _____ 900 - 1300 m³/h
 Max temp of extracted air: _____ +70°C

Art. No:
 2 m: _____ 10561032
 3 m: _____ 10561132
 4 m: _____ 10561232
 5 m: _____ 10561332

Dimensions NEX MD Extraction Arm



Pressure drop NEX MD Extraction Arm



Nederman Original

An all-round arm for medium applications



The hood in durable material has integrated lamp and start/stop switch for fan.

The Nederman Original extraction arm is equipped with a hood in a design (patent pending) that ensures optimal capturing capacity and manoeuvrability for easy positioning. The arm can be mounted on a ceiling, wall or bench or on an extension bracket. A wide range of accessories gives unlimited possibilities to match the needs at any workspace. This makes Nederman Original to a universal solution wherever dust and fumes must be eliminated in an easy way. The hood in durable material with integrated start/stop switch for fan and lamp.

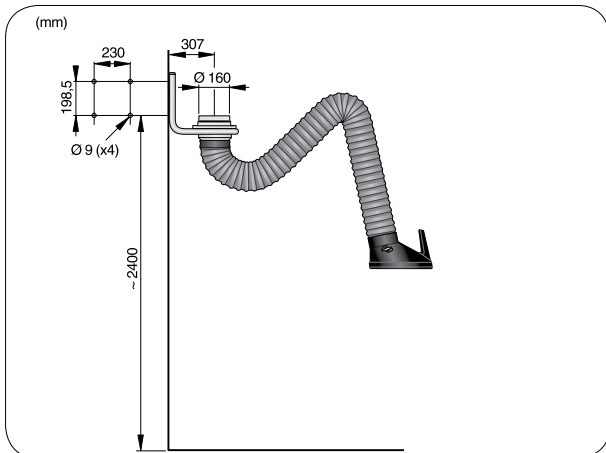
- Robust swivel - allows 360° rotation
- The arm is flexible in all directions and simple to position
- Can be mounted on brackets, extension arms, exhaust rails or on fixed or mobile filter equipment
- Can be connected directly to a single fan or to a ducted system
- Equipped with a damper in the hood - saves energy when not in operation

Arm lengths: _____ 2, 3, 4V, 4H, 5m*
 Ducting diameter: _____ Ø160 mm
 Recommended airflow: _____ 700 - 1000 m³/h
 Max temp of extracted air: _____ +70°C

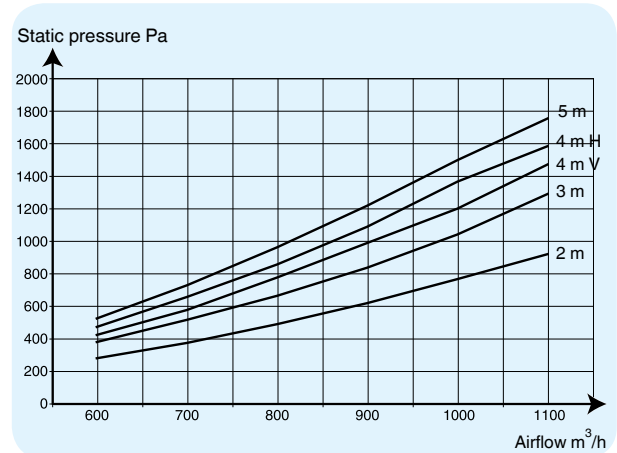
Art. No:
 2 m: _____ 10554235 4 m H: _____ 10554535
 3 m: _____ 10554335 5 m: _____ 10554935
 4 m V: _____ 10554435

4V: 4m Vertical: Long reach for work when the need for extraction at both high and low levels.
 4H: 4m Horizontal: Long reach and fits under low ceilings.
 * 5m: For car body work.

Dimensions Original Extraction Arm



Pressure drop Original Extraction Arm



Nederman Telescopic

A handy solution for small work areas



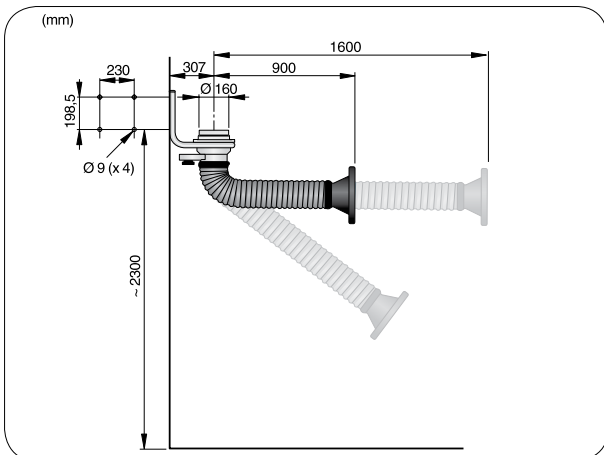
The Nederman Telescopic arm is specially designed for working environments with fumes, vapours or non explosive dust, where the space is limited. Typical workplaces can be welding schools or for production in small welding booths. The applications can be welding, grinding, or other industrial processes where a small easily positioned arm is required. The reach of the arm is between 0.9 to 1.6 m.

- Robust swivel - allows 360° rotation
- Flexible in all directions and simple to position
- The arm has a balanced telescopic action by an adjustable balance block
- Can be connected directly to a single fan or to a ducted system

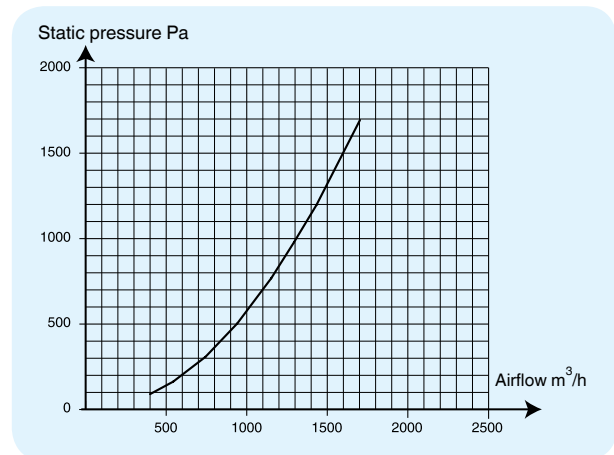
Arm reach: _____ 0,9 - 1,6 m
 Ducting diameter: _____ Ø160 mm
 Recommended airflow: _____ 600 - 900 m³/h
 Max temp of extracted air: _____ +70°C

Art. No:
 Metal hood: _____ 10502531
 Original hood: _____ 10502331

Dimensions Telescopic Extraction Arm



Pressure drop Telescopic Extraction Arm



Nederman Standard

The "extra", easy-to-mount arm



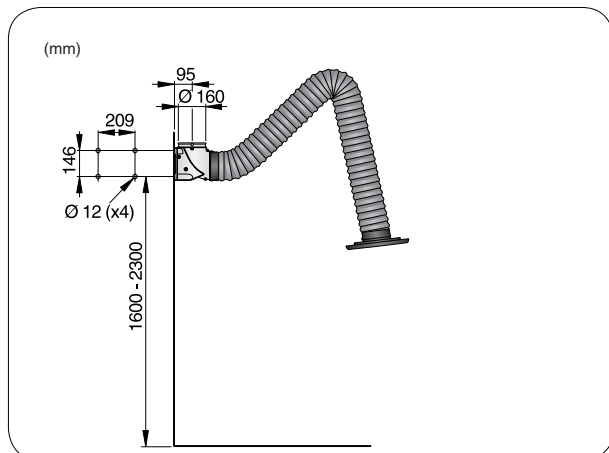
The Nederman Standard arm is specially designed for working environments with fumes, vapours or non explosive dust, where the demands for higher airflows and temperatures are moderate. Typical workplaces can be welding schools and different types of applications in light production. The applications can be welding, grinding, and other industrial processes where an easily positioned arm is required. The arm is available with a high efficiency hood without damper.

- The arm can rotate 180°
- Flexible in all directions and simple to position
- Wall mounted and suspended by an integrated wall bracket
- Can be connected to a single fan or a ducted system
- Can be equipped with a damper

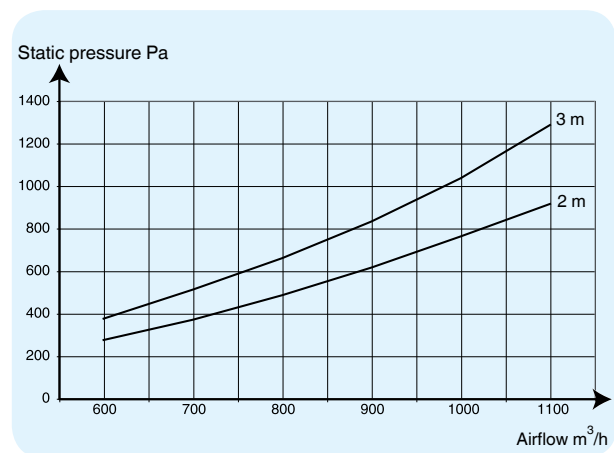
Arm lengths: _____ 2, 3 m
 Ducting diameter: _____ 160 mm
 Recommended airflow: _____ 600 - 900 m³/h
 Max temp of extracted air: _____ +70°C

Art. No:
 2 m: _____ 10500238
 3 m: _____ 10500338

Dimensions Standard Extraction Arm



Pressure drop Standard Extraction Arm



Solutions for larger working areas



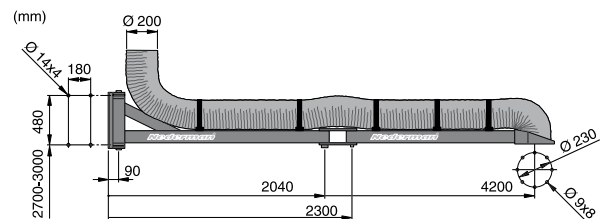
Nederman Fume Extractor on Rail

The Nederman fume extractor trolley, in combination with the rail system ALU 150, enable an arm to cover long work pieces and long work areas. The trolley fits all Nederman extraction arms.



Nederman Extension Arm

The Nederman extension arm gives the suction arm an extra reach of up to +4.2 m. The extension arm can be used in combination with all the arms in the Nederman range. The arm is equipped with a $\text{Ø}200$ mm hose for high airflows.



Accessories



Wall Brackets



Spot Light / Fan Switches



Fan Switches



Spark Protection



Metal Hood with damper



Silencer



Fan Controls*
manual and automatic



Motor Dampers*
manual and automatic



Fans*

*see separate brochures and www.nederman.com

| | Art. No. | NEX HD | NEX MD | Original | Telescopic | Standard | |
|------------------------------------------------|----------------------|-------------------------------------|--------|----------|------------|----------|--|
| Wall Bracket for 2 and 3 m arm | 10372215 | ● | ● | | | | |
| Wall Bracket for 4 and 5 m arm | 10372722 | ● | ● | | | | |
| Wall Bracket, 1 m | 10512732 | ● | ● | | | | |
| Wall Bracket, 2 m | 10512832 | ● | ● | | | | |
| Wall Bracket | 10550635 | | | ● | ● | | |
| Wall Bracket, 1 m | 10550735 | | | ● | ● | | |
| Wall Bracket, 2 m | 10550835 | | | ● | ● | | |
| Spot Light/Fan Switch, 24V, 20W, Original Hood | 10551235 | | | ● | ● | | |
| Spot Light/Fan Switch, 24V, 20W, Metal Hood | 10507435 | | | ● | ● | | |
| Spot Light/Fan Switch, 24V, 20W | 10512432 | ● | | | | | |
| Spot Light/Fan Switch, 24V, 20W, MD Hood | 10554635 | | ● | | | | |
| Fan Switch | 10512532 | ● | | | | | |
| Fan Switch, Metal Hood | 10371080 | | | ● | ● | | |
| Spark Protection, Original Hood | 10551335 | | ● | ● | ● | | |
| Spark Protection, Metal Hood | 10373118 | | | ● | ● | | |
| Spark Protection | 10512632 | ● | | | | | |
| Metal hood with damper | 10321542 | | | ● | ● | | |
| Damper | 10500438 | | | | | ● | |
| Silencer for fan | 14502126 14502626 | ● | ● | ● | ● | | |
| Wallbracket for silencer | 14343089 | For all arms together with 14502126 | | | | | |

From extraction at a single work place to complete plant systems

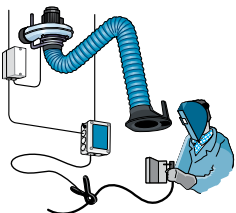


Nederman offers practical and cost-effective products which you can have as Ready-to-Go Kits including fans, control box etc.

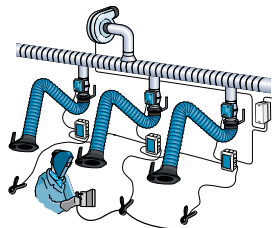
We can also help you construct a working environment uniquely suited to your requirements as a turn-key installation. Our support encompasses every step – from consultation and design to instal-

lation and after sales service. Our design services include full CAD facilities.

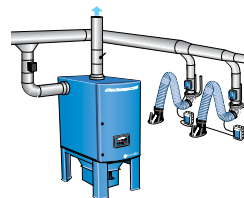
Our nationwide teams of dedicated service engineers provide on-site support. Service programs can be tailor-made to suit your set-up of Nederman equipment including scheduled maintenance.



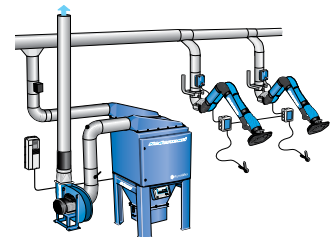
Extraction arm with fan and automatic control. The perfect solution for a single work place.



Extraction arms connected to a ducted system with fan. Automatic start/stop of the fan and control of the dampers.



A compact solution for small workshops. The arms are connected to a filter ensuring good working conditions. The dampers are automatically controlled which saves energy.



A solution for larger workshops. The arms are connected to a central high-capacity fan and filter unit. The dampers are automatically controlled (opened/closed).

Covering your needs of vacuum solutions

These are just some examples of our extensive range of products and systems.

To get the complete picture you are welcome to visit

www.nederman.com

Extraction arms



Exhaust Extraction Systems



Fans



Filters



Central/fixed filter units



Portable and mobile filter units



Cleaning equipment



Hose and Cable Reels



Nederman

AB Ph. Nederman & Co
Sydhamnsgatan 2, SE-252 28 Helsingborg, Sweden
Tel: +46 42 18 87 00 · Fax: +46 42 14 79 71
support@nederman.se

www.nederman.com

Nederman is represented in:

Australia, Austria, Bahrain, Belgium, Brazil, Bulgaria, Canada, China, the Czech Republic, Cyprus, Denmark, Egypt, Estonia, Finland, France, Germany, Greece, Hong Kong, Hungary, Iceland, India, Iran, Ireland, Italy, Japan, Korea, Latvia, Lithuania, Malaysia, the Netherlands, Norway, Philippines, Poland, Portugal, Romania, Russia, Saudi Arabia, Serbia & Montenegro, Singapore, Slovenia, South Africa, Spain, Sweden, Switzerland, Taiwan R.O.C., Thailand, Turkey, United Arab Emirates, United Kingdom, USA.